



# Personal Protective Equipment (PPE)

## SAFETY STANDARD

University Infrastructure (UI) & Central Operations  
Services (COS)

## Document Edition Control

Document Name:	Standard_PersonalProtectiveEquipment
Current Version:	2.1
Authors(s)	WHS Manager, University Infrastructure (UI) Compliance & Analytics Officer, University Infrastructure (UI) Health & Safety Partner, Central Operations Services (COS)

### Document Control

Version	Date	Created By	Reason for Change	Document Status
1.0	April 2019	<b>CIS Compliance Manager</b>	New Document	Final
1.1	August 2019	<b>CIS Compliance Manager</b>	Updated Section 6.4 Safety Clothing: Animal Handling at Farms	Final
2.0	March 2020	<b>WHS Manager, University Infrastructure (UI)</b> <b>Head of Health, Safety, Environment &amp; Compliance and Assurance, Central Operations Services (COS)</b>	Administrative updates to effect CIS PSU split into UI & COS	Final
2.1	August 2021	<b>Compliance &amp; Analytics Officer, University Infrastructure (UI)</b>	Updates to contact details and UI staff permit to work requirements	Final



# Contents

Contents.....	3
1 Purpose .....	4
2 Scope.....	4
3 Definitions .....	4
4 Roles and Responsibilities.....	4
4.1 Supervisors .....	4
4.2 Workers.....	5
5 PPE Control Standard .....	5
5.1 Contractor Use of PPE.....	6
5.2 Selection of PPE.....	6
5.3 PPE Matrix.....	7
6 PPE & their Use.....	7
6.1 Eye Protection.....	7
6.2 Hand Protection.....	8
6.3 Foot Protection.....	8
6.4 Safety Clothing .....	9
6.5 Head Protection .....	10
6.6 Hearing Protection.....	10
6.7 Respiratory Protection .....	11
6.8 UV Protection.....	11
7 Safe storage & maintenance.....	11
8 Quality assurance & evaluation.....	12
9 Safe storage & maintenance.....	12
10 Document Amendment history.....	12
11 Record Keeping Requirements .....	12
12 Further Information .....	13
12.1 Key Contact Person .....	13
12.2 Links, Attachments & Supporting Documents.....	13
Appendix A – Table of PPE Records .....	14
Appendix B – Types of Eye Protection.....	15
Appendix C – Types of Gloves for UI/COS Specific Activities.....	21
Appendix D – Suggested PPE Products.....	22

# 1 Purpose

This Standard outlines the requirements and practices of for University Infrastructure (UI) and Campus Operations Services (COS) for the management of PPE and the correct selection, supply, use, replacement, maintenance, training, instruction and storage.

These standards give effect to the [University Work Health & Safety Policy](#). Compliance with these standards and procedures assists the University to meet the specific legislative requirements of the [NSW Work Health & Safety Act 2011](#) and [NSW Work Health & Safety Regulation 2017](#).

# 2 Scope

This Standard applies to all of UI/COS activities, operations and services provided in the capacity of a Professional Services Unit. It applies to all UI/COS staff, visitors, affiliates, consultants and contractors.

This Standard does not apply to works undertaken or commissioned by other University faculties, schools or units.

# 3 Definitions

Hazard	A source of potential harm, or a situation with potential for harm, to human health or wellbeing or damage to property or the environment.
'must'	Any sentence within this standard containing 'must' is to be considered a mandatory requirement.
'should'	Any sentence within this standard containing 'should' is to be considered a recommended course of action
'may'	Any sentence within this standard containing 'may' is to be considered an optional course of action
Personal Protective Equipment (PPE)	Safety clothing or equipment for specified circumstances or areas, where the nature of the work involved or the conditions under which people are working, requires it's wearing or use for their personal protection to minimise the risk

# 4 Roles and Responsibilities

## 4.1 Supervisors:

- Provide the PPE to workers at the workplace, unless the PPE has been provided by another employer
- Ensure that the provided PPE is:
  - selected to minimise risk to health and safety
  - suitable to the nature of the work and associated hazards
  - a suitable size and fit and reasonably comfortable
  - maintained, repaired or replaced to ensure that the equipment is clean and hygienic and in good working order
  - used or worn by the worker.

- Provide the worker with information, training and instruction in the proper use, wearing, storage and maintenance of PPE and maintain records of the training.
- Ensure, so far as is reasonably practicable, PPE used or worn by any person other than a worker is capable of minimising risk to the person's health and safety, and the person uses or wears the equipment, i.e. visitors.
- Periodically evaluate PPE compliance as per Section 8 of this Standard.

## 4.2 Workers:

- Use or wear the PPE in accordance with any information, training or reasonable instruction by the employer.
- Not intentionally misuse or damage the equipment.
- Inform their employer of any damage, defect or need to clean or decontaminate the PPE.
- Complete a monthly inspection of PPE as per Section 9 of this Standard.

# 5 PPE Control Standard

The Hierarchy of Controls shows that PPE is the lowest form of control. PPE should always be used in conjunction with other higher order controls. PPE is not a substitute for taking every reasonably practicable step to eliminate or control the risk. PPE should complement, not replace, other risk control measures.



Where PPE is chosen as a control, training in the fit, use, storage and maintenance of the equipment is to be provided to all persons using it.

The following must be adhered to:

- Any specific PPE fit, usage, storage and maintenance requirements must be briefed to all potential wearers.
- All individuals required to use PPE must be suitably trained in the use, wearing, storage and maintenance of PPE. Refer to the appendix for PPE Records table.
- A record of the name of the person PPE is issued to, items issued, and replacement history must be kept in a signed register.
- All PPE must be signed for and replaced only on a new-for-old basis.

- PPE such as fall arrest/restraint harness and Self-Contained Breathing Apparatus require **specific training and certification**. These PPE must only be used by staff who are suitably trained and qualified.

## 5.1 Contractor Use of PPE

Where a Contractor has their own minimum PPE safety standards and their standard is more stringent than the requirements of this Standard, theirs will take precedence.

Where a Contractor wishes to request dispensation to this Standard for a workplace or specific project, the request must be made to the relevant PSU:

- UI - WHS Manager – [adrian.powell@sydney.edu.au](mailto:adrian.powell@sydney.edu.au).
- COS – Health & Safety Partner – [gohar.akram@sydney.edu.au](mailto:gohar.akram@sydney.edu.au).

All requests must be supported by a risk assessment, including evidence-based determinations of why the PPE standard is not applicable, and detail what alternative control measures will be implemented to ensure the risks will be eliminated or minimised as far as reasonably practicable.

Requests will then be submitted to the UI WHS Committee or COS HSE Committee for review and determination.

## 5.2 Selection of PPE

The following sources of information should be referred to when selecting PPE:

- Australian Standards
- Safety Data Sheets
- Safe Work Method Statements, Safe Work Procedures & Risk Assessments
- Advice from PPE Manufacturers

Consideration must be given to essential characteristics of PPE such as:

- Size
- Durability
- Permeability
- Abrasion resistance
- Burn resistance
- Insulation
- Cut resistance
- Ability to be cleaned
- Comfort

A list of suggested PPE products is available in **Appendix D**.

A list of PPE providers used by UI/COS can also be found on the [UI/COS SharePoint WHS Risk Control](#) site.

## 5.3 PPE Matrix

The UI/COS PPE Matrix lists the appropriate PPE required for specific work activities or locations. This matrix must be referred to when deciding appropriate PPE for all UI/COS-related work activities.

Location of Work	Eyewear	Hand Protection	Safety Shoes	Safety Clothing	Head wear	Hearing	Respiratory	UV Protection
Office	B	B	B	B	B	B	B	N/A
Construction Sites	M	B*	M	M	M	B	B	B
Repairs & Maintenance	M	B*	M	M	B	B	B	B
Grounds	M	M	M	M	B	B	B	M
Farms	M	M	M	M	B	B	B	M
Kitchens / Food servery	B	B	M	M	B	B	B	N/A
Laboratory	M	M	M	M	B	B	B	B
Plant Rooms	M	M	M	M	M	M	B	
Restricted Spaces	M	M	M	M	M	M	B	B

M - Must / B - Based on Risk Activity / B\* - gloves must be carried or readily accessible /

## 6 PPE & their Use

### 6.1 Eye Protection

Eyewear must be Medium Impact Safety Glasses compliant to AS1337. Where prescriptive spectacles are required, a range of medium impact prescriptive eye wear with polycarbonate lenses and side protection must be available. For UI/COS staff, the cost of such prescriptive spectacles is reimbursable through your Business Unit.

In addition, the following must be adhered to:

- Where normal prescription spectacles are available only with glass lenses, a variety of suitable over-glasses and /or visors must be worn.
- If the necessity for a higher level of eye protection is identified during risk assessment, protective eyewear with the correct level of protection for the task must be provided to and used by those exposed (including individuals performing the task as well as those in the proximate vicinity).
- The eye protection provided must also be compatible with other specified items of PPE and with prescription lenses where applicable.
- Double eye protection in the form of glasses/goggles and a face shield will be used for activities that generate flying particles such as grinding.
- Eye protection cleaning stations must be provided at all worksites where eye protection is required.
- Tinted sun glasses must be AS 1337 compliant. Ensure tinted sunglasses are AS 1067 compliant for UV protection.
- Tinted sunglasses must not be worn indoors or in plant rooms where there is a risk of reduced visibility by their use.

Refer to **Appendix B** - a table with different types of Eye Protection and considerations to be taken when selecting them and constraints of use along with the supporting regulatory information.

## 6.2 Hand Protection

Hand protection/gloves are to be worn by all employees, staff, contractors and visitors on UI/COS non-office worksites unless identified through risk assessment. All hand protection/gloves must comply with Australian Standard 2161 or EN 388 for protective gloves against mechanical risks.

For general worksite tasks, gloves with resistance properties to abrasions, cuts, tears and punctures must be used. Gloves must be chosen with care and both workers and management are expected to inspect their gloves for damage and replace them when the material is worn.

If the necessity for a specific level of hand protection is identified during risk assessment or review of Safety Data Sheets, hand protection with the correct level of safety for the task must be provided. Specific hand protection must be inspected, and where worn or contaminated, they must be replaced on a new-for-old basis.

Refer to **Appendix C** – a table with different types of gloves to be used for a range of UI/COS specific activities.

## 6.3 Foot Protection

In office locations, footwear is as per applicable policy and codes of conduct unless based on risk activity. The footwear chosen must be appropriate to the task and work environment and have due consideration for slip resistance, heel height and the need for footwear to be enclosed.

Work boots must be provided and worn in preference to gumboots where possible. All safety footwear, including gumboots, must incorporate impact resistant toe caps and pierce resistant mid-sole protection to AS / NZS 2210 "Occupational Protective Footwear".

The footwear must meet following minimum requirements as per AS / NZS 2210.1:2010 Safety, protective and occupational footwear - Guide to selection, care and use:

- UI/COS Office Staff visiting work sites / plant rooms:
  - Toe protection
  - Penetration resistant mid sole
  - Water resistant material
  - Slip-resistant sole
  - Ankle support
  - Only lace-up boots, no elasticated boots
  
- Also, footwear must meet following additional job specific requirements:
  - Electrically insulating footwear - where there is an electrical hazard such as plant rooms
  - Metatarsal and toe protection - exposure to rotating or abrasive machinery (e.g. angle grinders etc)
  - Chainsaw resistant materials - exposure to rotating or abrasive machinery (e.g. use of chainsaws)
  - Metatarsal and toe protection – risk of objects rolling or falling onto foot
  - Chemical resistant – Exposure to corrosive or irritating substances





## 6.4 Safety Clothing

In office locations, clothing is as per applicable policy and codes of conduct unless based on risk activity.

All outdoor worker's clothing must be long sleeve and long trousers to protect against, among other things, UV exposure, refer to Section 6.8 for further information. All embroidered badges and logos must comply with the University branding and style guides.

The Safety Clothing must be hi-visibility clothing. The use of enhanced visibility safety clothing is not permitted.



The following must be adhered to when using High-Visibility garments:

- Basic hi-visibility garments are required on all construction sites and non-office worksites.
  - Outdoor workers such as COS Open Spaces Staff:  
AS/NZS 4602 (day/night use) compliant orange hi-visibility full sleeve shirt with AS/NZS 1906.4 compliant retroreflective tape and 100% Cotton lightweight work trousers



- UI/COS Office Staff visiting work sites / plant rooms:  
AS/NZS 4602 (day/night use) compliant yellow or orange high visibility vests with AS/NZS 1906.4 compliant retroreflective tape, arms and legs must be appropriately protected, such as with long sleeves or trousers.
- All hi-visibility clothing and/or vests must comply with Australian Standard 4602 (day/night use) and contain a AS/NZS 1906.4 compliant retroreflective tape.

High-visibility clothing **should not** be worn when handling, or undertaking, herd-animal related activities. However, high-visibility clothing such as vests must be available in work vehicles and appropriate sites. The clothing must be worn for tasks such as loading and unloading goods from trucks or as spotters or working in the vicinity of machinery operation and docking and any type of on-farm construction or building.

COS Laboratory Services must use following Safety clothing unless otherwise indicated by risk assessment:

- Livingstone Long Sleeve Nonwoven Disposable Isolation Gown with Tie, Latex Free, Water Resistant, 40 gsm, Yellow Coloured.



Wet weather work-wear and disposable overalls must be used where working conditions necessitate.

Task-specific clothing such as fall arrest/restraint harness, laboratory coats, spats, chaps, leather coats, disposable overalls must be suitable for the task and working conditions.

Safety Clothing must be inspected on a monthly basis and replaced if they are badly damaged, soiled or faded, or the retroreflective material has ceased to be fit for purpose.

## 6.5 Head Protection

Safety helmets must comply with Australian Standard 1801 and be regularly inspected and replaced where there is damage, cracking and/or where expiry date has been reached.

Safety helmets must be white unless specified for emergency processes, such chief warden, floor warden, first aid.

Hardhats are only to be worn with the peak facing forwards and hats, caps and beanies or similar articles must not be worn under safety helmets.

Chinstraps must be used when working at heights, on high rise structures or windy areas.

## 6.6 Hearing Protection

Noise monitoring should be conducted to assess noise level (decibel rating) at worksites prior to selection and provision of hearing protection.

The following must be adhered to:

- Hearing protection provided must be adequate to protect from the noise level of a worksite.
- All hearing protection must comply with Australia Standard 1270 Acoustics – Hearing Protectors.
- Operatives must be trained in the correct use and fitting of hearing protection.
- Boxes of ear plugs will be placed in strategic locations around the workplace where hearing protection is required.

If a UI/COS staff member requires regular use of PPE to protect from the risk of hearing loss associated with noise that exceeds the exposure standard for noise, supervisors must arrange regular audiometric testing within 3 months of the worker commencing work and every 2 years thereafter.

## 6.7 Respiratory Protection

Where worksites expose people to dust, fumes or vapours or other airborne contaminants, respiratory protection must be provided and used.

The following must be followed when using respiratory protection:

- All Respiratory protective devices must comply with AS/NZS 1716 Respiratory protective devices.
- The type of respiratory protection must be suitable to the task undertaken as identified in risk assessments.
- Respirators must be fitted properly.
- Persons required to wear masks or respirators, or self-contained breathing apparatus must be clean shaven.
- Where positive pressure respirators are required, an adequate supply of charged batteries must be available.

COS Laboratory Services must use RS Pro FFP2 Disposable Face Mask with adjustable nose clips.



## 6.8 UV Protection

Where identified through risk assessment, UV protection must be utilised or worn. This may include:

- Wide-brimmed hats or brim for helmets
- Long sleeves rolled down and secured at the wrist
- Sunscreen (minimum SPF 30+)
- Lip balm or chaptstick (minimum SPF 30+).

For outdoor workers it is recommended that safety clothing such as pants and shirts have UPF rating of 50+ sun protection in accordance with AS/NZS 4399: 2017 Sun Protective Clothing - Evaluation and Classification.

# 7 Safe storage & maintenance

Manufacturer's instruction for storage, maintenance and disposal of PPE must be complied with.

Work groups must provide and utilise suitable storage where PPE can be stored in a safe, hygienic area where it cannot be damaged or deteriorate. The location of the storage areas must be safely accessible.

PPE must be checked before each use and if there is any visible damage observed it must not be used. Where damaged PPE is identified it must either be repaired or disposed of as per manufacturer's instructions.

## 8 Quality assurance & evaluation

The iAuditor checklist Safety Standard –PPE must be used to verify and evaluate compliance to this Standard.

## 9 Safe storage & maintenance

Manufacturer's instruction for storage, maintenance and disposal of PPE must be complied with.

Work groups must provide and utilise suitable storage where PPE can be stored in a safe, hygienic area where it cannot be damaged or deteriorate. The location of the storage areas must be safely accessible.

PPE must be checked before each use and if there is any visible damage observed it must not be used. Where damaged PPE is identified it must either be repaired or disposed of as per manufacturer's instructions.

The iAuditor PPE Inspection Checklist must be used to by all UI/COS staff to inspect their PPE on a monthly basis.

## 10 Document Amendment history

Version (Revision)	Amendment	Commencing
1.0	First issue	April 2019
1.1	Updated Section 6.4 Safety Clothing: Animal Handling at Farms	August 2019
2.0	Administrative updates to effect CIS PSU split into UI & COS	March 2020

## 11 Record Keeping Requirements

The following University of Sydney Recordkeeping requirements outlined must be implemented.

- 1. Make records to support the conduct of your University activities:** Records will be created utilising the steps outlined in this standard. Records of PPE must include the following:
  - Name of the staff
  - Date of Issue
  - PPE Type
  - Date of Training
  - Re-issue date
  - Signature of the staff

2. **Register records into either paper or electronic recordkeeping systems:** Supervisors can use the table in Appendix A to maintain records of issued PPE, training carried out and re-issue, signed by the staff. These records should be maintained on relevant SharePoint team sites and training records such as certificates for specialised PPE should be uploaded to CareerPath. Records for maintenance of PPE should be maintained on iAuditor using the PPE Checklist template.
3. **Do not destroy University records without the authority to do so from the Manager, Archives and Records Management Services (ARMS):** Records will not be destroyed without the appropriate authority as it is an offence to destroy damage or transfer ownership of records without authority from ARMS. For further information in respect to the requirements under the *New South Wales State Records Act 1998* please click [here](#). Alternatively contact the UI/COS WHS Advisors.
4. **Do not lose University records: Records are a corporate asset and must not be removed from both UI/COS and University custody.** Data in SharePoint and iAuditor is regularly backed-up for security and record keeping requirements.
5. **Management of Technical Records: Not applicable.**

## 12 Further Information

### 12.1 Key Contact Person

For further information in respect to this Standard, please contact





- UI - WHS Manager – [adrian.powell@sydney.edu.au](mailto:adrian.powell@sydney.edu.au).
- COS – Health & Safety Partner – [gohar.akram@sydney.edu.au](mailto:gohar.akram@sydney.edu.au).




### 12.2 Links, Attachments & Supporting Documents

- [NSW Work Health & Safety Act 2011](#)
- [NSW Work Health & Safety Regulation 2017](#)
- [University Work Health & Safety Policy 2016](#)
- [University Work Health & Safety Procedures 2016](#)
- UI/COS Contractor Handbook
- [Code of Practice – How to manage work health and safety risks](#)
- SAA HB9: Occupational Personal Protection
- AS 1336: Recommended Practices for Occupational Eye Protection
- AS 1337.0 Personal eye protection - Eye and face protection
- AS/NZS 2161 Occupational protective gloves
- AS/NZS 2210 Occupational Protective Footwear
- AS/NZS 4602 High visibility safety garments
- AS/NZS 1801 Occupational protective helmets
- AS/NZS 4501 Occupational Protective Clothing
- AS/NZS1891 Safety Belts and Harnesses
- AS/NZS 1716 Respiratory Protective Devices
- AS/NZS 1906.4 Retroreflective materials and devices for road traffic control purposes
- AS/NZS 4399: 2017 Sun Protective Clothing - Evaluation and Classification.
- EN 388 Protective Gloves Against Mechanical Risks









## Appendix B – Types of Eye Protection



Type of Eye Protection		When to Wear		Things to Consider When Selecting	Constraints of Use	Regulatory Information
Safety Glasses	 	<p>Where there is a risk of:</p> <ul style="list-style-type: none"> <li>• Low density airborne particulates</li> <li>• Low likelihood of splashes of liquid in eyes</li> <li>• Low to medium velocity projectiles</li> <li>• Splashes of liquids of low consequence materials in eyes</li> <li>• Splashes of low risk biological or infectious agents into the eyes</li> </ul>	<ul style="list-style-type: none"> <li>• These will only provide eye protection against foreign objects that are directed toward the face; there is a chance that objects can get in under and around the glasses.</li> </ul>	<p>Do not adequately control eye related risks from:</p> <ul style="list-style-type: none"> <li>• Liquids from reaching the eye</li> <li>• Aerosols, mists or vapours</li> <li>• High density airborne particulates</li> </ul> <p>Consider using <b>Safety Goggles</b> or <b>Face Shield</b> when working with the above hazards</p>	<ul style="list-style-type: none"> <li>• Must conform to Australian Standard AS/NZS 1337</li> <li>• AS/NZS marking can be found on the arm or lens of all certified safety glasses</li> <li>• AS/NZS1336 provides useful information regards:</li> <li>• Section 4.2 - selecting the type of eyewear for particular hazards</li> <li>• Section 4.3 – fitting</li> <li>• Section 4.4 – fogging issues</li> <li>• Section 4.5 – maintenance and care</li> </ul>	
Prescription Safety Glasses	 	<p>Where there is a risk of:</p> <ul style="list-style-type: none"> <li>• Low density airborne particulates</li> <li>• Low likelihood of splashes of liquid in eyes</li> <li>• Splashes of liquids of low consequence materials in eyes</li> </ul>	<p><b>Type 1 (first photo)</b></p> <ul style="list-style-type: none"> <li>• If working with projectile hazards consider the need for alternate risk control such as <b>Over-glasses, Safety Goggles</b> or <b>Face Shield</b>.</li> <li>• The lenses and their method of securing in the frame are not rated to AS/NZS1337 requirements as your optometrist cannot test/certify to these standards.</li> </ul>	<p>Do not adequately control eye related risks from:</p> <ul style="list-style-type: none"> <li>• Medium or High Impact projectiles</li> <li>• Liquids from reaching the eye</li> <li>• Aerosols, mists or vapours</li> <li>• High density airborne particulates</li> </ul> <p>Consider using <b>Over-glasses, Safety Goggles</b> or <b>Face Shield</b> when working with the above hazards</p>	<ul style="list-style-type: none"> <li>• Must conform to Australian Standard AS/NZS 1337.6</li> <li>• AS/NZS1336 provides useful information regards:</li> <li>• Section 4.2 - selecting the type of eyewear for particular hazards</li> <li>• Section 4.3 – fitting</li> <li>• Section 4.4 – fogging issues</li> <li>• Section 4.5 – maintenance and care</li> </ul>	






Type of Eye Protection		When to Wear	Things to Consider When Selecting	Constraints of Use	Regulatory Information	
				<p><b>Type 2 (second photo)</b></p> <ul style="list-style-type: none"> <li>This type of prescription safety glasses utilises a prescription insert behind an AS/NZS 1337 compliant safety glasses.</li> <li>Same fit and AS/NZS marking requirements as <b>Safety Glasses</b>.</li> </ul>		
Over-glasses			<p>Where there is a risk of:</p> <ul style="list-style-type: none"> <li>Low density airborne particulates</li> <li>Medium to high velocity projectiles</li> <li>Low likelihood of splashes of liquid in eyes</li> <li>Splashes of liquids of low consequence materials in eyes</li> <li>Splashes of low risk biological or infectious agents into the eyes</li> </ul>	<ul style="list-style-type: none"> <li>These should be considered as a preferred risk control over <b>Prescription Safety Glasses</b> for working with projectile hazards as they are tested to and conform to the relevant Australian Standards.</li> <li>Same fit and AS/NZS marking requirements as <b>Safety Glasses</b>.</li> </ul>	<p>Do not adequately control eye related risks from:</p> <ul style="list-style-type: none"> <li>Liquids from reaching the eye</li> <li>Aerosols, mists or vapours</li> <li>High levels of airborne particulates</li> </ul> <p>Consider using <b>Safety Goggles</b> or <b>Face Shield</b> when working with the above hazards.</p>	<ul style="list-style-type: none"> <li>Must conform to Australian Standard AS/NZS 1337</li> <li>AS/NZS marking can be found on the arm or lens of all certified safety glasses</li> <li>AS/NZS1336 provides useful information regards:</li> <li>Section 4.2 - selecting the type of eyewear for particular hazards</li> <li>Section 4.3 – fitting</li> <li>Section 4.4 – fogging issues</li> <li>Section 4.5 – maintenance and care</li> </ul>
Sun Glasses		No specific signage used to indicate when to wear.	<p>Where there is a risk of:</p> <ul style="list-style-type: none"> <li>UV exposure from sun/working outdoors</li> </ul>	<ul style="list-style-type: none"> <li>Consider further needs such as Polarisation of lenses to help reduce eye fatigue.</li> <li>Safety Sun Glasses are available from safety product providers and have same fit and AS/NZS marking requirements as <b>Safety Glasses</b>.</li> </ul>	<p>Do not adequately control eye related risks from:</p> <ul style="list-style-type: none"> <li>Lasers – use specialised <b>Laser Safety Glasses</b></li> <li>Welding – use specialised <b>Welding Masks</b></li> <li>Liquids from reaching the eye</li> </ul>	<ul style="list-style-type: none"> <li>Safety Sun Glasses must conform to Australian Standard AS1067 and AS/NZS 1337</li> <li>AS/NZS marking can be found on the arm or lens of all certified safety glasses</li> </ul>



Type of Eye Protection		When to Wear		Things to Consider When Selecting	Constraints of Use	Regulatory Information
				<ul style="list-style-type: none"> <li>Tinted sunglasses <b>must not</b> be worn <b>indoors</b> and <b>plant rooms</b> where there is a risk of reduced visibility by their use.</li> </ul>	<ul style="list-style-type: none"> <li>Aerosols, mists or vapours</li> <li>High levels of airborne particulates</li> </ul> <p>Consider using a <b>Face Shield</b> over Sun Glasses when working with the above hazards.</p>	<ul style="list-style-type: none"> <li>AS/NZS1336 provides useful information regards:</li> <li>Section 4.2 - selecting the type of eyewear for particular hazards</li> <li>Section 4.3 – fitting</li> <li>Section 4.4 – fogging issues</li> <li>Section 4.5 – maintenance and care</li> </ul>
<p style="writing-mode: vertical-rl; transform: rotate(180deg);">Vented Safety Goggles</p>			<p>Where there is a risk of:</p> <ul style="list-style-type: none"> <li>Low density airborne particulates</li> <li>Medium likelihood of splashes of liquid in eyes</li> <li>Splashes of liquids of low consequence materials in eyes</li> <li>Splashes of medium risk biological or infectious agents into the eyes</li> </ul>	<ul style="list-style-type: none"> <li>Note the pictures to the left show <b>Safety Goggles</b> with large vents in the sides that are to help prevent the Goggles from steaming up and/or allow ventilation to the face/eye area of the user. These vents also allow hazardous materials into the Goggles.</li> </ul>	<p>Do not adequately control eye related risks from:</p> <ul style="list-style-type: none"> <li>Aerosols, mists or vapours</li> <li>High levels of airborne particulates</li> </ul> <p>Consider using <b>Sealed Safety Goggles</b> when working with the above hazards</p>	<ul style="list-style-type: none"> <li>Must conform to Australian Standard AS/NZS 1337.</li> <li>AS/NZS marking can be found on or near the lens of all certified safety goggles.</li> <li>AS/NZS1336 provides useful information regards:</li> <li>Section 4.2 - selecting the type of eyewear for particular hazards</li> <li>Section 4.3 – fitting</li> <li>Section 4.4 – fogging issues</li> <li>Section 4.5 – maintenance and care</li> </ul>

Type of Eye Protection		When to Wear	Things to Consider When Selecting	Constraints of Use	Regulatory Information
<p style="writing-mode: vertical-rl; transform: rotate(180deg);">Sealed Safety Goggles</p>		 <p>Where there is a risk of:</p> <ul style="list-style-type: none"> <li>• Medium density airborne particulates</li> <li>• Medium or high velocity projectiles</li> <li>• Splashes of liquids of high consequence materials in eyes</li> <li>• High likelihood splashes of liquids in eyes</li> <li>• Aerosols/mists</li> <li>• Fumes/vapours</li> <li>• Splashes of high risk biological or infectious agents into the eyes</li> </ul>	<ul style="list-style-type: none"> <li>• Ensure that the seal surface is in full contact with the face to provide adequate sealing of the inside of the Goggles.</li> <li>• If the Goggles are too big for your face (there are gaps in the seals), consider combining with use of a <b>Face Shield</b>.</li> <li>• Ensure hair is kept out from inside the goggles. Hair under the seal surface compromising the integrity of the seal.</li> </ul>	<p>Do not adequately control risks from:</p> <ul style="list-style-type: none"> <li>• Large splashes impacting face</li> <li>• Medium or high velocity projectiles striking face</li> </ul> <p>Consider using a <b>Face Shield</b> when working with the above hazards</p>	<ul style="list-style-type: none"> <li>• Must conform to Australian Standard AS/NZS 1337.</li> <li>• AS/NZS marking can be found on or near the lens of all certified safety goggles.</li> <li>• AS/NZS1336 provides useful information regards:</li> <li>• Section 4.2 - selecting the type of eyewear for particular hazards</li> <li>• Section 4.3 – fitting</li> <li>• Section 4.4 – fogging issues</li> <li>• Section 4.5 – maintenance and care</li> </ul>
<p style="writing-mode: vertical-rl; transform: rotate(180deg);">Laser Safety Glasses or Goggles</p>		 <p>Where there is a risk of:</p> <ul style="list-style-type: none"> <li>• Unshielded Class 3B and greater lasers.</li> <li>• Laser scatter from partially shielded Class 3B and greater lasers.</li> </ul>	<ul style="list-style-type: none"> <li>• Ensure protection is adequate for the correct wavelength of the laser.</li> <li>• Ensure that wearers undertake regular, specialised laser eye health checks.</li> </ul>	<p>Do not adequately control risks of:</p> <ul style="list-style-type: none"> <li>• Welding – use specialised <b>Welding Masks</b></li> </ul>	

Type of Eye Protection		When to Wear		Things to Consider When Selecting	Constraints of Use	Regulatory Information
Full Face Shield			<p>Where there is a risk of:</p> <ul style="list-style-type: none"> <li>• High density airborne particulates</li> <li>• Medium or high velocity projectiles</li> <li>• Splashes of liquids of high consequence materials in eyes and face.</li> <li>• High likelihood splashes of liquids in eyes and face.</li> <li>• Aerosols/mists</li> <li>• Splashes of high risk biological or infectious agents into the eyes and face.</li> <li>• When working with gel electrophoresis and Ultraviolet transilluminators used to visualise fluorescent markers</li> </ul>	<ul style="list-style-type: none"> <li>• Face shields come in many different shapes and materials, each one having a specific quality the others don't. Be sure to select the Face Shield that best suits the risks you are controlling.</li> <li>• When working with dust, aerosols, mists, fumes or vapours that have high consequences to eyes, consider "doubling up" by wearing <b>Sealed Safety Goggles</b> under your <b>Full Face Shield</b>.</li> <li>• The transilluminators' manufacture's specifications should be consulted for information as to the potential exposure level and frequency of radiation and their suggested operating protocols</li> </ul>	<p>Do not adequately control risks of:</p> <ul style="list-style-type: none"> <li>• Welding, no matter how darkly tinted – use specialised <b>Welding Masks</b></li> </ul>	<ul style="list-style-type: none"> <li>• Must conform to Australian Standard AS/NZS 1337.</li> <li>• AS/NZS marking can be found on the frame or lens of all certified Face Shields.</li> <li>• AS/NZS1336 provides useful information regards:</li> <li>• Section 4.2 - selecting the type of eyewear for particular hazards</li> <li>• Section 4.3 – fitting</li> <li>• Section 4.4 – fogging issues</li> <li>• Section 4.5 – maintenance and care</li> </ul>

Type of Eye Protection	When to Wear	Things to Consider When Selecting	Constraints of Use	Regulatory Information
<b>Welding Mask</b> 	 <p>When using ARC, TIG, MIG or other electric arc creating welding processes.</p>	<ul style="list-style-type: none"> <li>The darkness of the vision panel comes in various levels of light intensity protection. Ensure you have the correct level of protection for the type of welding you are undertaking.</li> </ul>		<ul style="list-style-type: none"> <li>Must conform to Australian Standard AS/NZS 1337 and AS/NZS 1338.</li> </ul>
<b>Gas Welding Goggles</b> 	<p>No specific signage used to indicate when to wear.</p> <p>When using gas cutting or welding techniques with Oxy Acetylene equipment.</p>	<ul style="list-style-type: none"> <li>Nil</li> </ul>	<p>Do not adequately control risks of:</p> <ul style="list-style-type: none"> <li>Electric Arc Welding, no matter how darkly tinted – use specialised <b>Welding Masks</b></li> </ul>	<ul style="list-style-type: none"> <li>Must conform to Australian Standard AS/NZS 1337 and AS/NZS 1338.</li> </ul>
<b>Full Face Respirators</b> 	 <p>Where there is a risk of:</p> <ul style="list-style-type: none"> <li>Dusts, mists, aerosols, fume or vapours that are also hazardous to lungs.</li> </ul>	<ul style="list-style-type: none"> <li>Refer to 7.1.7 Respiratory Protection for further guidance regarding the respiratory protective qualities of this type of PPE.</li> </ul>		<ul style="list-style-type: none"> <li>Must conform to Australian Standard AS/NZS 1337 for eye protection.</li> <li>Must conform to Australian Standard AS/NZS 1716 for respiratory protection.</li> </ul>

## Appendix C – Types of Gloves for UI/COS Specific Activities

UI/COS Specific Areas	Type of Gloves
<b>Site Visits / Plant Room Visits</b>	Cut resistant Polyurethane Coated Gloves. E.g.: Ansell HyFlex 11618
<b>Gardening &amp; Landscaping Work</b>	Cut resistant Nitrile Coated Gloves, Vibration dampening gloves where applicable
<b>Repairs &amp; Maintenance</b>	Cut resistant Nitrile Coated Gloves, Vibration dampening gloves where applicable
<b>Farm Work</b>	Cut resistant Nitrile Coated Gloves, Vibration dampening gloves where applicable
<b>Animal Handling</b>	Cut resistant Nitrile Coated Gloves, Nitrile rubber gloves for handling milking equipment
<b>Chemical &amp; Pesticide Handling</b>	Nitrile rubber gloves* (Nitrile rubber gloves are suitable to workers with latex allergy)
<b>Laboratory Work</b>	GloveOn Celeste, Nitrile glove, Powder Free, non-sterile.

\*Specific hand protection mentioned in Safety Data Sheets of the particular chemical must be used.

## Appendix D – Suggested PPE Products

Suggested PPE products comply with the most basic requirements of this standard and may be used where adequate for the activity and location.

Type	Products	Description
Eye Protection	<a href="#"><u>Uvex sportstyle Safety Glasses 9193</u></a> With clear lenses	Safety Glasses, Medium Impact Protection. Compliant to AS/NZS 1337.1 <i>Personal eye protection</i> .
Eye Protection	<a href="#"><u>Uvex sportstyle Safety Glasses 9193</u></a> With grey lenses	Safety Glasses, Medium Impact Protection. Compliant to AS/NZS 1337.1 <i>Personal eye protection</i> . Compliant to EN 170 <i>Ultraviolet filters, UV 400</i> .
Hand Protection	<a href="#"><u>Ansell HyFlex 11-618 Ultra Lite General Purpose Gloves</u></a>	Thin lightweight protective gloves against mechanical risks only, for site visits and plant room visits. Compliant to EN 388 <i>Protective Gloves Against Mechanical Risks</i> rating 3121.
Foot Protection	<a href="#"><u>CAT Footwear Convex Honey Z/Sided Steel Toe Safety Boots P720053</u></a>	Zip sided and lace-up work boots with ankle support, toe protection, pierce resistant mid-sole protection, slip, oil and heat resistant. Compliant to AS/NZS 2210.3 <i>Occupational protective footwear, Class 1</i> .
Safety Clothing - Vest	<a href="#"><u>ELEVEN Workwear Day/Night Hi-Vis 'H' Taped Safety Vest E1800T5</u></a> In Orange Colour	High-Visibility Vest with retroreflective tape, compliant with AS/NZS 4602.1:2011 <i>High-Visibility Safety Garments for Day/Night</i> .
Safety Clothing - Shirt	<a href="#"><u>ELEVEN Workwear AeroCOOL Hi-Vis Perforated 3M 'Hoop' Taped L/S Shirt E1370T</u></a> Male	100% cotton High-Visibility long sleeve shirt, with retroreflective tape, compliant with AS/NZS 4602.1:2011 <i>High-Visibility Safety Garments for Day/Night</i> , and rated 50 UPF Excellent sun protection as per AS/NZS 4399 <i>Sun Protective Clothing</i> .
Safety Clothing - Shirt	<a href="#"><u>ELEVEN Workwear Women's AeroCOOL Hi-Vis Perforated 3M 'Hoop' Taped L/S Shirt E2370T</u></a> Female	
Head Protection - Helmet	<a href="#"><u>UniSafe Vented Type 1 ABS Plastic Safety Helmet With Ratchet TA570RH</u></a> In White Colour	White safety helmet with ratchet harness, certified to AS/NZS 1801 <i>Occupational protective helmets</i> .
Hearing Protection	<a href="#"><u>Howard Leight MAX MAX-30 26dB CL5 Corded Earplugs (Bx 100pr) 90429</u></a>	Box of 100 corded earplugs, compliant to AS/NZS 1270 <i>Acoustics-Hearing protectors, SLC80 26dB Class 5</i> .
UV Protection - Hat	<a href="#"><u>Winning Spirit CH66 Surf Hat</u></a>	Wide-brimmed hat rated 50+ UPF excellent sun protection as per AS/NZS 4399 <i>Sun Protective Clothing</i> .
Accessory	<a href="#"><u>Glove Clip Grips</u></a>	