

ADDENBROOKE'S COGNITIVE EXAMINATION – ACE-III

Remote Administration - Australian Version B (2020)

Name: _____ Date of Birth: _____ Hospital No. or Address: _____	Date of testing: ____/____/____ Tester's name: _____ Age at leaving full-time education: _____ Occupation: _____ Handedness: _____
---	--

- **IMPORTANT:** Please ensure that the clinician and carer have read the instructions for remote administration.
- Ask the carer to position the video conference camera so that it is facing the participant.

ATTENTION						*(Sum together only the items in BOLD for the M-ACE score)
➤ Ask: What is the	Day	Date	Month	Year	Season	Attention [Score 0–5] * <input style="width: 20px; height: 20px;" type="text"/> <input style="width: 20px; height: 20px;" type="text"/>
➤ Ask: Which	No./Floor	Street	Suburb	State	Country	Attention [Score 0–5] <input style="width: 20px; height: 20px;" type="text"/>

ATTENTION	
➤ Say: "I'm going to give you three words and I'd like you to repeat them after me: apple, coin and chair." After the participant repeats, say "Try to remember them because I'm going to ask you later". ➤ Score <i>only</i> the first trial (repeat 3 times if necessary). ➤ Register number of trials: _____	Attention [Score 0–3] <input style="width: 20px; height: 20px;" type="text"/>

ATTENTION	
➤ Ask the participant: "Could you take 7 away from 100? I'd like you to keep taking 7 away from each new number until I tell you to stop." ➤ If the participant makes a mistake, do not stop them. Let the participant carry on and check subsequent answers (e.g., 93, 84, 77, 70, 63 – score 4). ➤ Stop after five subtractions (93, 86, 79, 72, 65): ____ ____ ____ ____ ____	Attention [Score 0–5] <input style="width: 20px; height: 20px;" type="text"/>

MEMORY	
➤ Ask: "Which 3 words did I ask you to repeat and remember?" _____	Memory [Score 0–3] <input style="width: 20px; height: 20px;" type="text"/>

FLUENCY					
➤ Letters Say: "I'm going to give you a letter of the alphabet and I'd like you to generate as many words as you can beginning with that letter, but not names of people or places. For example, if I give you the letter "C", you could give me words like "cat, cry, clock" and so on. But you cannot give me words like Catherine or Canada. Do you understand? Are you ready? You have one minute. The letter I want you to use is the letter 'P'."	Fluency [Score 0–7] <input style="width: 20px; height: 20px;" type="text"/>				
				≥ 18	7
				14-17	6
				11-13	5
				8-10	4
				6-7	3
				4-5	2
				2-3	1
				0-1	0
				total	correct

<p>➤ Animals</p> <p>Say: "Now can you name as many animals as possible. It can begin with any letter."</p>				<p>Fluency [Score 0–7]</p> <input type="text"/> <input type="text"/>	
				≥ 22	7
				17-21	6
				14-16	5
				11-13	4
				9-10	3
				7-8	2
				5-6	1
				<5	0
				total	correct

MEMORY

<p>➤ Say: "I'm going to give you a name and address and I'd like you to repeat the name and address after me. So you have a chance to learn, we'll be doing that 3 times. I'll ask you the name and address later."</p> <p>Score only the third trial.</p>				<p>Memory [Score 0–7]</p> <input type="text"/> <input type="text"/>	
	<i>1st Trial</i>	<i>2nd Trial</i>	<i>3rd Trial</i>		
Linda Clark 59 Meadow Street Milton New South Wales	_____	_____	_____		

MEMORY












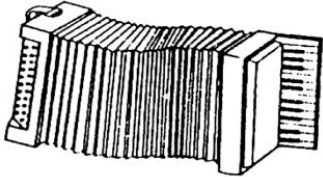
<p>➤ Name of the current Prime Minister</p> <p>➤ Name of the current Premier of New South Wales</p> <p>➤ Name of the USA President</p> <p>➤ Name of the USA President who was assassinated in the 1960s</p>			<p>Memory [Score 0–4]</p> <input type="text"/>	
---	--	--	---	--

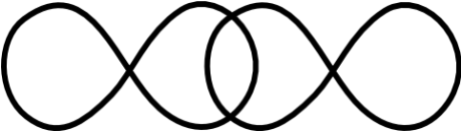
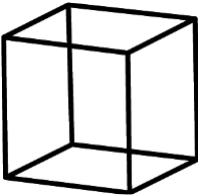
L A N G U A G E — Adapted for remote administration

<p>➤ Ask the carer to place a pencil and a blank piece of paper in front of the participant.</p> <p>➤ Ask the carer to position the camera to show the pencil and paper.</p> <p>➤ As a practice trial, ask the participant to "Pick up the pencil and then the paper." If incorrect, score 0 and do not continue further.</p> <p>➤ Ask the carer to place the pencil and paper in front of the participant before each command.</p> <p>➤ If the participant is correct on the practice trial, continue with the following three commands below.</p> <ul style="list-style-type: none"> • Ask the participant to "Place the paper on top of the pencil" • Ask the participant to "Pick up the pencil but not the paper" • Ask the participant to "Pick up the pencil after touching the paper" <p>➤ Keep the pencil and paper in front of the participant.</p>			<p>Language [Score 0–3]</p> <input type="text"/>	
--	--	--	---	--

L A N G U A G E — Adapted for remote administration

<p>➤ Ask the carer to position the video conference camera to show the paper.</p> <p>➤ Say: "I want you to write two sentences. It can be about anything that you like. I want you to write in full sentences and avoid abbreviations." If the participant does not know what to write about, you could suggest a few topics. (E.g., say: "For instance, you could write about a recent holiday, your hobbies, your family or childhood"). If the participant writes only one sentence, then prompt for a second one. (For scoring, see instructions guide.)</p> <p>➤ Ask the carer to remove the pencil and paper from the participant.</p>			<p>Language [Score 0–2]</p> <input type="text"/>	
--	--	--	---	--



LANGUAGE		
<p>➤ Ask the participant to repeat: 'caterpillar'; 'eccentricity'; 'unintelligible'; 'statistician' Score 2 if all are correct; score 1 if 3 are correct; and score 0 if 2 or less are correct.</p>	<p>Language [Score 0–2] <input type="text"/></p>	
LANGUAGE		
<p>➤ Ask the participant to repeat: 'All that glitters is not gold'</p>	<p>Language [Score 0–1] <input type="text"/></p>	
<p>➤ Ask the participant to repeat: 'A stitch in time saves nine'</p>	<p>Language [Score 0–1] <input type="text"/></p>	
LANGUAGE — Adapted for remote administration		
<p>➤ Naming: Prepare stimuli on computer and share screen with participant. ➤ Ask the participant to name the following pictures from your shared screen:</p>	<p>Language [Score 0–12] <input type="text"/></p>	
<p>_____ <input type="text"/></p> 	<p>_____ <input type="text"/></p> 	<p>_____ <input type="text"/></p> 
<p>_____ <input type="text"/></p> 	<p>_____ <input type="text"/></p> 	<p>_____ <input type="text"/></p> 
<p>_____ <input type="text"/></p> 	<p>_____ <input type="text"/></p> 	<p>_____ <input type="text"/></p> 
<p>_____ <input type="text"/></p> 	<p>_____ <input type="text"/></p> 	<p>_____ <input type="text"/></p> 



LANGUAGE — Adapted for remote administration	
<p>➤ The pictures are numbered on the computer stimuli. Using the numbers on the stimuli, ask the participant to identify:</p> <ul style="list-style-type: none"> • Which one is associated with the monarchy • Which one is the marsupial • Which one is found in the Antarctic • Which one has a nautical connection 	<p>Language [Score 0–4]</p> <input type="text"/>
LANGUAGE — Adapted for remote administration	
<p>➤ Reading words: Prepare stimuli on computer and share screen with participant. ➤ Ask the participant to read the following words on the share screen (score 1 only if all correct).</p> <p style="text-align: center;">sew pint soot dough height</p>	<p>Language [Score 0–1]</p> <input type="text"/>
VISUOSPATIAL ABILITIES — Adapted for remote administration	
<p>➤ Ask the carer to place a pencil and a blank piece of paper in front of the participant. ➤ Ask the carer to position the camera to show the paper. ➤ Infinity Diagram: Prepare stimuli on computer and share screen with participant.</p> <p>➤ Ask the participant to copy the image.</p> 	<p>Visuospatial [Score 0–1]</p> <input type="text"/>
<p>➤ Ask the carer to place a pencil and a blank piece of paper in front of the participant. ➤ Ask the carer to position the camera to show the paper. ➤ Wire Cube: Prepare stimuli on computer and share screen with participant.</p> <p>➤ Ask the participant to copy the image (for scoring, see instructions guide).</p> 	<p>Visuospatial [Score 0–2]</p> <input type="text"/>
<p>➤ Ask the carer to place a pencil and a blank piece of paper in front of the participant. ➤ Ask the carer to position the camera to show the paper.</p> <p>➤ Clock: Ask the participant to draw a clock face with numbers. Then, ask the participant to put the hands at ten past five (for scoring, see instruction guide: circle = 1, numbers = 2, hands = 2 if all correct).</p>	<p>Visuospatial [Score 0–5]</p> <input type="text"/>

VISUOSPATIAL ABILITIES — Adapted for remote administration

➤ Dot counting: Prepare stimuli on computer and share screen with participant.
 ➤ Ask the participant to count the dots without pointing to them.

Visuospatial
 [Score 0–4]



	<input type="text"/>	<input type="text"/>	
---	----------------------	----------------------	--



	<input type="text"/>	<input type="text"/>	
---	----------------------	----------------------	--

VISUOSPATIAL ABILITIES — Adapted for remote administration

➤ Fragmented Letters: Prepare stimuli on computer and share screen with participant.
 ➤ Ask the participant to identify the letters. End share screen after completion.

Visuospatial
 [Score 0–4]

	<input type="text"/>	<input type="text"/>	
---	----------------------	----------------------	---

	<input type="text"/>	<input type="text"/>	
---	----------------------	----------------------	---

MEMORY

➤ Ask: “Now tell me what you remember about that name and address we were repeating at the beginning.”

Linda Clark 59 Meadow Street Milton New South Wales	<p>Memory [Score 0–7]</p> <input style="width: 40px; height: 20px;" type="text"/>
--	----------------------------------	---

MEMORY

➤ This test should be done if the participant failed to recall one or more items above. If all items were recalled, skip the test and score 5. If only part was recalled start by ticking items recalled in the shadowed column on the right-hand side; and then test not recalled items by telling the participant “Ok, I’ll give you some hints: was the name X, Y or Z?” and so on. Each recognised item scores one point, which is added to the point/s gained from the previous memory recall section.

Memory
 [Score 0–5]

Linda Clark	Laura Marshall	Linda Crawford	recalled
39	52	59	recalled
Meadow Street	Gardens Street	Meadow Road	recalled
Milton	Goulburn	Nowra	recalled
Queensland	Victoria	New South Wales	recalled

SCORES			
Attention	/18	Fluency	/14
Memory	/26	Language	/26
		Visuospatial	/16

TOTAL M-ACE SCORE

/30

TOTAL ACE-III SCORE

/100