

Driving into History

A learning resource using an historic photograph



THE UNIVERSITY OF
SYDNEY

**CHAU CHAK WING
MUSEUM**

We acknowledge the tradition of
custodianship and law of the Country on which
the University of Sydney campuses stand.
We pay our respects to those who have cared
and continue to care for Country.



THE UNIVERSITY OF
SYDNEY


**CHAU CHAK WING
MUSEUM**

Introduction

This is an historic photograph, HP89.29.623, from our collection.

We know that it was taken by a photographer called George Arthur Druce between 1905 and 1930.

Let's see what we can learn from the photograph using our observational skills to understand more about how people lived in the past.



What's going on in this photo?

List all the things you can see, here are some questions to get you started!

- How many people can you see in the photo? How many objects can you identify?
- Where do you think the photo was taken? Are there any clues to help you?
- When do you think the photo was taken? What makes you think this?
- Why do you think this photo was taken?

Did you find these two women?

- Did you find these two women?
- What kind of clothes are they wearing?
- How do you think they feel about having their photo taken?
- Where do you think they might be going?
- Do you think it was common for women to learn to drive when the picture was taken?




And this man?



- What is he doing?
- What kind of clothes is he wearing?
- How are his clothes different to the clothes that the women are wearing?

Good to know: before cars had key ignitions to start the engine, they had to be “hand cranked” to get going.

What about the car?




- Have you seen a car like this? Where did you see it?
- How fast do you think it would go?
- Think about a modern car, how is it different?

Finally

Let's look at the whole picture one last time.

Can you come up with some questions of your own that you would like to be able to ask the people in the photograph?



Start your engines!

Now we have looked at the picture,
here are some further activities for you to try:

- Research and write a story about the things the women might have seen on their drive.
- Research and write a report about “hand crank” cars.
- Interview your grandmother or older family friend about learning to drive.
- Research and write a report on the history of women driving cars.
- Go outside with an adult and take a photo of a car, research the make and model.

Connect with us

Education and Public Programs

For Questions and Feedback you can email us at:

museums.education@sydney.edu.au

Or you can search the collections here:

sydney.edu.au/museum



@ccwm_sydney