


# International Students

## Settling In



THE UNIVERSITY OF  
SYDNEY



### Welcome to Sydney!

We are thrilled that you have arrived in Australia and have chosen to study at the University of Sydney. Now that you've arrived in Australia, use this guide as a tool to help you settle into life in Sydney. This guide includes information on:

- Accommodation
- Money, banking and budgeting
- Communications
- Working and worker's rights
- Transport
- Health and well-being services
- Safety
- Discovering Sydney
- Other services and supports

### Find out more information

Still need more information? We have a range of resources available to international students that you may find helpful. You can visit us on the web, or in person, and we will be happy to assist you.

### Student Transition & Retention


Level 5, Jane Foss Russell Building G02

**E** [orientation.info@sydney.edu.au](mailto:orientation.info@sydney.edu.au)

**W** [sydney.edu.au/orientation](http://sydney.edu.au/orientation)

### Student Support Services

You can also information about a range of services for students at the Student Support Services website. Visit [sydney.edu.au/student-services](http://sydney.edu.au/student-services)





# Accommodation

## Finding a place to live

### On-campus accommodation

There are a limited number of places for international students who want to live on the University campus. There are several options close to the Camperdown and Darlington campuses, including International House, Sydney University Village, Queen Mary Building and Urbanest, as well as a number of residential colleges. For more information about the various on-campus accommodation options and about how to apply, please visit [sydney.edu.au/accommodation](http://sydney.edu.au/accommodation)



### Off-campus accommodation

If you choose to live off-campus, it is best that you physically inspect the property before signing a contract. Make sure you allow time to look for accommodation by arranging temporary accommodation when you arrive in Australia. There are a variety of off-campus accommodation options that range from shared accommodation, private rental, student residences and homestays.

#### Shared accommodation

Shared accommodation is where a number of housemates share an apartment or a house, and can offer good value for money to students. These are usually furnished and include internet connection. You may find shared accommodation listings on popular websites, such as [flatmatefinders.com.au](http://flatmatefinders.com.au) and [gumtree.com.au](http://gumtree.com.au). You should also explore the Accommodation Database available from Student Accommodation Services at [sydney.edu.au/accommodation](http://sydney.edu.au/accommodation)

#### Private rental

This is the most independent living option where you rent an apartment or house either alone or with housemates. Rented accommodation may come furnished or unfurnished, and in many cases you will need to set up your internet connection and other utilities by yourself. This is generally a more costly option as you also will be required to pay a rental bond. You can find property for rent at your local real estate agent or on websites, such as [domain.com.au](http://domain.com.au) and [realestate.com.au](http://realestate.com.au).

#### Student residences

There are many purpose-built student residences around Sydney. Benefits include the ability to meet other students, comfortable facilities, internet access, and excellent location. However, student residences can be expensive. Search for student residence providers including Urbanest, Iglu and UniLodge.

#### Homestays

A homestay involves living with a family in their home. This is a great way of learning about the local culture. You also may be provided your meals, internet and a furnished bedroom as part of your homestay. Check out [sydney.edu.au/accommodation](http://sydney.edu.au/accommodation) where you can find a list of homestay providers.


#### Tenant's Rights

Be aware of your rights as a tenant or lease holder. Visit [tenants.org.au](http://tenants.org.au) for information about renting, boarding house living, tenant's rights and contacts for advice and support.

**Keep your information up to date!** If you change address, log on to Sydney Student to update your personal contact details within 7 days. This is a requirement of your student visa! Also make sure your next of kin details and emergency contacts are correct.

# Money, Banking & Budgeting

## Things to know



### Setting up a bank account

To set up a bank account, visit a bank and let them know you are an international student and wish to open an account. You will need to have with you:

- Photo identification (such as your passport)
- Proof of Australian address
- Proof of Enrolment
- Tax File Number (TFN)

While you do not require a Tax File Number (TFN) to set up a bank account, you will be taxed heavily on the interest you earn in your account if you do not provide a TFN. To find out more about getting a TFN, visit [ato.gov.au/Forms/TFN---application-for-individuals/](http://ato.gov.au/Forms/TFN---application-for-individuals/)

#### Banks on campus

The Commonwealth Bank of Australia (CBA) and the National Australia Bank (NAB) have branches on the University's Darlington campus in the Wentworth Building. There are Automatic Teller Machines (ATMs) from other banking institutions located around campus, including ANZ, Westpac and St George.

There are a broad range of banks, credit unions and building societies available in Australia – shop around to get the make sure you get the best exchange rates and financial services you require.. A good place to start is: [moneysmart.gov.au/](http://moneysmart.gov.au/)

### Exchange rates

The Australian currency uses dollars and cents. Check the exchange rate between your home currency using a calculator such as: [xe.com/currencyconverter/](http://xe.com/currencyconverter/)

### Living costs and budgeting

Living in Sydney can be expensive. Talk to other students to find the cheapest places to shop for groceries, clothes and other supplies. There are also a broad range of second hand clothes shops and online buy, swap and sell websites where you can get cheaper, second hand items.

A useful budgeting tool is available at: [moneysmart.gov.au/tools-and-resources/calculators-and-apps/budget-planner](http://moneysmart.gov.au/tools-and-resources/calculators-and-apps/budget-planner)

### Scholarships and financial support

The University's Scholarships and Financial Support Service administers the central scholarships programs and the financial assistance at the university. If you need information about scholarships, or need to explore options for financial assistance, visit [sydney.edu.au/scholarships](http://sydney.edu.au/scholarships).

**Know your consumer rights!** Check out the NSW Fair Trading Consumer Guide [fairtrading.nsw.gov.au/Youth/International\\_students.html](http://fairtrading.nsw.gov.au/Youth/International_students.html)

# Communications

## Mobile phones and internet

### Getting a mobile phone

To get a new mobile (cell) phone, you have several options.

#### 1. Buying outright

You can buy your mobile phone device outright, which will give you the flexibility to choose a **month-to-month** service contract or a **pre-paid** SIM. These options suitable for those students who will live in Sydney for less than 2 years and don't want a fixed contract period.

- **Month to month**

You will be billed monthly for you use and you can end the service whenever you want to.

- **Pre-paid**

A pre-paid option means you will need to pay money before you are able to use your phone. When you have used all of your credit, you will need to recharge your account. This is usually the cheapest option, and gives you the greatest control over how you spend your money.

#### 2. Fixed term contract

You may sign a contract to pay a fixed monthly fee over a fixed (usually two year) period. This option will often give you generous usage inclusions, such as a new phone; but it can be costly to get out of early.

#### What to bring

When you decide on getting a new phone, make sure you take with you the following documents:

- Proof of address (such as a household bill with your name and address on it)
- Proof of identity (such as your passport)
- Proof of income or bank statement

As international students, some telecommunications providers may ask you for additional documents, such as proof of enrolment, especially if you are signing a 24-month contract.

#### Shop around for a provider

Speak to different mobile providers and friends to find out who offers the best services for both local and international calling and texting as well as internet access. To compare providers, you can look at [youcompare.com.au/mobilephones/providers](http://youcompare.com.au/mobilephones/providers)

### Connecting to the internet

#### In your rented home

If you live in a rental property, depending on your agreement, you may need to set up an internet connection by yourself. If you have housemates, it is normal to share the cost of the internet bills. You may purchase a fixed term plan, where you pay a monthly fee for a fixed period of time (usually 24 months). If you need more flexibility, you may opt for mobile broadband plans. To compare providers, visit [youcompare.com.au/broadband](http://youcompare.com.au/broadband)

#### In your residence

If you live in student accommodation, internet may be included in your rent. Check with your accommodation provider before getting your own.

#### On campus

All Sydney University students have access to free Wi-Fi on campus. Simply connect to the wireless network with your UniKey, or you can use the computers provided for you at the libraries and 24-hour Learning Hubs at:

Wentworth Building    Peter Nicol Russell Building  
Carslaw Building      Brennan MacCallum Building

#### Contact ICT if you need any IT help:

T 9351 6000

W [sydney.edu.au/ict/student/](http://sydney.edu.au/ict/student/)



# Working & Worker's Rights



## Can I work while I study?

- You must have a valid student visa that also allows you to work in Australia. Generally, you cannot work until you have started your course and you are limited to working 40 hours per fortnight during semester. Visit the Immigration website for further information: [immi.gov.au/students/students/working\\_while\\_studying/](https://immi.gov.au/students/students/working_while_studying/)
- It is important you know both your **rights** and **responsibilities** as a worker. Contact the Fair Work Ombudsman and download their guide for international students: [fairwork.gov.au/internationalstudents](https://fairwork.gov.au/internationalstudents)
- If you need information about your rights as a worker in a language other than English, contact the Translating and Interpreting Service (TIS) on 13 14 50

## Finding a job

- You will need an up-to-date resume detailing your education and employment history and may need to respond to selection criteria detailing how you meet the requirements of the role.
- Popular job advertising websites include: [seek.com.au](https://seek.com.au) & [careerone.com.au](https://careerone.com.au)

## University of Sydney Careers Centre

The Careers Centre provides a range of services and resources to assist you to find employment and work experience opportunities while you study and after you graduate. These include:

- Sydney CareerHub: online job database and newsletter service: [careerhub.sydney.edu.au/](https://careerhub.sydney.edu.au/)
- On-campus career events including careers fairs, employer networking and skill development workshops
- Information about internships and cadetships
- Australian resume writing assistance
- Individual appointments with careers advisers

Visit the Careers Centre website for further information: [sydney.edu.au/careers/](https://sydney.edu.au/careers/)

## Tax File Number (TFN)

- You will need a TFN if you want to work in Australia. Find out about how to get a TFN at: [ato.gov.au/Forms/TFN---application-for-individuals/](https://ato.gov.au/Forms/TFN---application-for-individuals/)
- There are important details about tax and superannuation that depend on how long you will be in Australia. Find out about how this affects you at the Australian Taxation Office website: [moneysmart.gov.au/](https://moneysmart.gov.au/)

# Transport

## Getting around Sydney



THE UNIVERSITY OF  
SYDNEY



### Sydney Public Transport

Sydney's extensive public transport system services the city centre and suburbs. Types of transport include **buses, trains, light rail and ferries**. There are also private bus companies that service some areas.

For timetables, maps, fares and general transport information: [transportnsw.info](http://transportnsw.info)

There is also a useful trip planner to help you work out where to go and how to get there at this site or you can call 13 15 00.

#### Opal Cards

The new electronic ticketing system, Opal, is an easy, convenient and fast way of travelling on the public transport network in Sydney, Blue Mountains, Central Coast, Hunter, Illawarra and Southern Highlands. Opal cards can be automatically or manually topped up with funds. Visit the Opal website for information about how to purchase and use Opal: [opal.com.au/](http://opal.com.au/)

Avoid a fine! It is an offence to use public transport without an Opal card or valid ticket.

**TAP ON** and **TAP OFF** your Opal card to get the correct fare!

**Stay safe on public transport!** Police Transport Command officers patrol public transport. Don't be afraid to speak to them if you have concerns or call 000 in an emergency.

#### Taxis

Taxis are widely available around Sydney. Call to book or wave your arm from the road at taxis with a light on. The meter must start once you are in the taxi. Drivers must follow the route you request if you know where you are going.

#### Bicycles

There are some bicycle lanes around Sydney that are safer than riding on the road. Maps and other information are available:

[sydneycycleways.net/](http://sydneycycleways.net/)

There are bicycle maps of the University campus available: [sydney.edu.au/maps/bikes/](http://sydney.edu.au/maps/bikes/)

It is a legal requirement that you wear a helmet when you ride on the road in Australia. It is also recommended that you wear a bright vest to make you more visible.

#### Driving

You will need to check with NSW Roads and Maritime Services (RMS) to see if a drivers' license from your home country allows you to drive in Australia. Remember that traffic travels on the left hand side of the road in Australia and driving under the influence of alcohol is a serious offence. Don't drink and drive!

#### University campus shuttle buses

There is a free security bus service to Redfern Station that encircles the Camperdown and Darlington campuses that runs on week days from 4:30pm.

# Health Services

## Looking after yourself



### Health Insurance

#### Overseas Student Health Cover (OSHC)

The University of Sydney is required to nominate a health insurer for international students and has chosen [Overseas Student Health Cover \(OSHC\) Allianz](#) as your fund provider. You may change health insurer at anytime. Please explore the OSHC Allianz website to understand the extent of and limits to your cover. To arrange to get your OSHC Allianz membership card, click on Students Toolbar and then select “Order a Membership Card”. If you need to see a doctor before you get your membership card you will need to pay first and then make a claim for a refund from your healthcare fund.

OSHC Allianz has a representative on campus to help you obtain your membership card and assist with claims and other queries at International Services, Level 4, Jane Foss Russell Building, Monday to Friday, 9am–5pm.

#### The University Health Service

The University Health Service offers experienced general practitioner and emergency medical care services to all members of the University community: students (undergraduate and post graduate), staff, families, friends, visitors, employees or other organisations on campus and former students and staff.

You can also see a doctor (also known as a GP/General Practitioner) in their private practice or a medical centre, with part or the entire doctor’s fee being covered by OSHC (see above). You’ll need to make an appointment to see most GPs. It’s important to note that some GP surgeries will request full payment at the time of consultation and you’ll need to get a receipt to claim the rebate back from your health cover provider. There may be charges associated with seeing a doctor, hospital or health practitioner. Keep your OSHC card with you wherever you go.

**University Health Service is located at Level 3, Wentworth Building or call 9351 3484**

**For Emergency Services (Police, Fire Brigade or Ambulance) dial 000**

# Student Support Services



THE UNIVERSITY OF  
SYDNEY

The University of Sydney has a range of personal and academic support services to provide you with advice and support to enhance your well-being and help you to succeed.

## Counselling and Psychological Services

Counselling and Psychological Services assist with any issue, problem or concern that may be affecting your studies.

Lvl 5, Jane Foss Russell Building

T 8627 8433 E [caps.admin@sydney.edu.au](mailto:caps.admin@sydney.edu.au)

## Disability Services

Find out about the many services we offer, including assistive technology, faculty liaison officers and support groups.

Lvl 5, Jane Foss Russell Building

T 8627 8422 E [disability.services@sydney.edu.au](mailto:disability.services@sydney.edu.au)

## Multifaith Chaplaincy Centre

Chaplains are professional women and men who have been appointed by their faith community and officially recognised by the University to provide spiritual support and pastoral care.

Room 118, Level 1, Transient Building

## Learning Centre

The Learning Centre provides resources for students to build and extend the skills they need for study and research at university.

Room 722, Level 7, Education Building A35

T 9351 3853 E [learning.centre@sydney.edu.au](mailto:learning.centre@sydney.edu.au)

## Maths Learning Centre

Mathematics Learning Centre offers bridging courses and assists students to develop mathematical knowledge, skills and confidence.

Level 4, Carlaw Building

T 9351 4061 E [mlc.enquiries@sydney.edu.au](mailto:mlc.enquiries@sydney.edu.au)



## Student Advocacy and Legal Support

There are student representative organisations on campus to support you with any academic issues, legal advice or support you require.

### Student Representative Council (SRC)

For undergraduate students:

Address

T 9660 5222 W [srcusyd.net.au/](http://srcusyd.net.au/)

### Sydney University Postgraduate Representative Association (SUPRA):

For postgraduate students:

Level 2, Holme Building (A09)

T 9351 3715 W [supra.net.au/](http://supra.net.au/)

You can access free, independent legal assistance at the **Redfern Legal Centre**.

T 9698 7645 to make an appointment W [rlc.org.au/](http://rlc.org.au/)



# Safety & Wellbeing

## Staying safe in Sydney



### Safety at the University

This University of Sydney Security Service ensures your campus is secure 24 hours a day, seven days a week. It also provides a free bus from Fisher Library to Redfern station from 4pm to 10am Monday to Friday during semester, along with safety sips and safe pedestrian routes around the University. Security staff are friendly, trained to help and are committed to keeping you safe.

T 1300 226 787 (free call) T 02 9351 3333 (in emergencies) T 02 9351 3487 (information)

For more tips, visit [sydney.edu.au/current\\_students/student\\_services/safety.shtml](https://sydney.edu.au/current_students/student_services/safety.shtml)

### Beach safety

Sydney has some of Australia's most beautiful and popular beaches. Enjoy them safely:

- Always swim between the red and yellow flags on patrolled beaches and do not swim alone.
- Raise and wave your hand if you need help when you are in the water.
- Always wear a hat, sunscreen and sunglasses and drink plenty of water.
- Feel free to speak to the lifesavers and ask them advice or report any problems.
- Visit Surf Lifesaving Australia: [lifesaving.com.au/](https://lifesaving.com.au/)

### Bush safety

Sydney and NSW have many spectacular national parks and areas of natural beauty we encourage you to explore and enjoy safely.

- Make sure someone knows where you are going, try to go with others, preferably a guide who is familiar with the area.
- Wear good walking shoes, take a first aid kit, plenty of food and water. - Check the weather forecast and take anything you might need if the conditions change – a jumper, rain coat etc
- Stay on trails and walking tracks and be very careful if you plan to swim in lakes or rivers. Do not dive in and look for signs advising of any dangers.
- Do not feed or touch animals.
- Know emergency first aid and try to stay within mobile phone range.
- Visit NSW National Parks before you leave: [nationalparks.nsw.gov.au/safety/bushwalking-safety](https://nationalparks.nsw.gov.au/safety/bushwalking-safety)

### Pedestrian safety

Traffic travels on the left hand side of the road in Australia, which is different to many other parts of the world. Always be aware and alert around traffic and on roads.

- Always cross at traffic lights when the green signal flashes or at pedestrian (zebra) crossings.
- Always look to the left and then the right and the left again when crossing the road, even at traffic lights and pedestrian crossings.
- Walk on footpaths (sidewalks) wherever possible.

# Discovering Sydney

Get to know your city!



THE UNIVERSITY OF  
**SYDNEY**



## Make it your city!

Sydney is an exciting, cosmopolitan place, listed as one of the world's most liveable cities. There are so many places to visit – from the beaches, the mountains, the parks through to the historic buildings and cultural artefacts. A wide range of vibrant events, and cultural and religious festivals take place throughout the year. Get involved and really get to know Sydney!

### Activities & Events

#### City of Sydney

[cityofsydney.nsw.gov.au](http://cityofsydney.nsw.gov.au)

#### What's On

[whatson.cityofsydney.nsw.gov.au/](http://whatson.cityofsydney.nsw.gov.au/)

#### Sydney the Harbour City

[sydney.com.au/](http://sydney.com.au/)

#### What's on Sydney

[whatsonsydney.com/](http://whatsonsydney.com/)

#### Special dates and events

[australia.gov.au/about-australia/special-dates-and-events](http://australia.gov.au/about-australia/special-dates-and-events)

### Shopping Tips

#### Sydney markets

[you.com.au/market-sydney.html](http://you.com.au/market-sydney.html)

#### Dining out

[zomato.com/sydney/](http://zomato.com/sydney/)

#### Entertainment

[www.au.timeout.com/sydney/](http://www.au.timeout.com/sydney/)

#### Explore the suburbs

[cityhobo.com/sydney/](http://cityhobo.com/sydney/)

### Events at University

There are also events, activities and festivals running at the University of Sydney throughout the year. Keep an eye on the website to stay up to date with what is happening and join in the fun! Keep an eye on the events tab on [sydney.edu.au](http://sydney.edu.au)

## Other services & supports



### Student Services

Services and supports to assist you with your academic and administrative needs.

### International Student Advisers

International Student Advisers, who provide support to international students related to student visas, enrolment and academic progression.

**T** +61 2 8627 8300

**E** [international.studentadvisers@sydney.edu.au](mailto:international.studentadvisers@sydney.edu.au)

**W** [sydney.edu.au/student-advisers-international](http://sydney.edu.au/student-advisers-international)

### Student Centre

The Student Centre provides important student administration services, including academic records, admissions, examinations, graduations, HECS and timetabling.

**T** 02 8627 8200

**E** [student.centre@sydney.edu.au](mailto:student.centre@sydney.edu.au)

### Campus Card Centre

The centre is responsible for all card production for the University, including Student ID Cards. It also provides information on card collection, replacement, and travel concessions.

**T** 02 9351 2423

**E** [university.cards@sydney.edu.au](mailto:university.cards@sydney.edu.au)

### Libraries

There are 11 libraries across the University of Sydney campuses with a wealth of hard copy and online resources.

**W** [sydney.edu.au/library](http://sydney.edu.au/library)

### The University of Sydney Union (USU)

The student unions run student clubs and societies on campus, give member's access to discounts across campus and run festivals and events throughout semester. They also have an international student lounge and facilities for your use.

### The ACCESS Centre

Level 1, Manning House, Camperdown Campus

### International Student Lounge

Level 4, Wentworth Building, Camperdown Campus

**T** 02 9563 6000

**E** [info@usu.usyd.edu.au](mailto:info@usu.usyd.edu.au)

### Cumberland Student Guild

Building U, Gate 1, Cumberland Campus

**T** 02 9351 9970

### Alumni Office

This office provides social events and student-oriented services such as mentoring, scholarships and homestays. Current students can also get involved through a range of professional and personal networks.

International students can also register for Welcome to Sydney events that link inbound students with alumni in Sydney to link you into the University and help you settle in Sydney.

**T** 02 9036 9222

**E** [alumni.office@sydney.edu.au](mailto:alumni.office@sydney.edu.au)

**W** [alumni.sydney.edu.au/](http://alumni.sydney.edu.au/)