



Medical Heritage Trail



Parking at the University

Short term (hourly) parking is available in the Shepherd Street and the Western Avenue underground carpark. From 10 am each weekday, Parramatta Road becomes a clearway until 3 pm and parking is free.

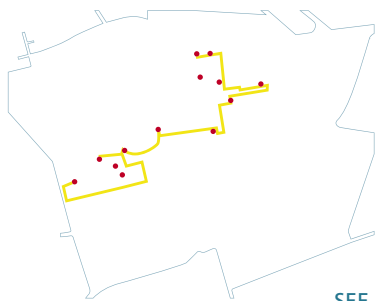
design and production by

10 group

design | print | publish



The University of Sydney
Faculty of Medicine



SEE PAGES 12 TO 13 FOR MAP

Site of the original 1883 Medical School, now the Edgeworth David Building

SCIENCE ROAD
MAP REFERENCE: H2

This self-guided Medical Heritage Trail is designed for students and alumni. It encompasses museums, buildings, libraries, monuments and artworks across the Camperdown Campus to Royal Prince Alfred Hospital. For many this tour will recall the past. For others it provides an opportunity to see some treasures from the collections and appreciate the ongoing interaction of medicine with scholarship, history, the arts and sciences.

Please refer to this brochure to select the stops you would like to visit. The entire walk will require four or five hours, although you may choose to visit some of the locations on the trail on different days and spend more time perusing our collections. Please note that the Royal Prince Alfred Hospital Heritage Centre and Archives open only on Wednesdays.

For returning alumni we hope you enjoy the opportunity to see the buildings and University grounds once again.

Enquiries: Dr Lise Mellor 9036 3366



In 1883, (Sir) Professor Thomas Stuart arrived in Sydney from Scotland to become Dean of the Faculty of Medicine and Professor of Anatomy and Physiology.

The 'Cottage', also known as the 'Temporary Medical School', was built in three weeks at a cost of £842 and 15 shillings. Professor Anderson Stuart immediately opened the medical school in March 1883, teaching four male students, in the four-roomed cottage which stood on this site, facing Science Road.

When the medical school relocated to the Anderson Stuart Building the 'Cottage' was removed to make way for a new building for the Geology department. The Old Geology Lecture Theatre was built on the same alignment as the 'Cottage' and over the foundations of the anatomy lecture theatre and the dissecting and injection rooms.

Location open to the public at all times.

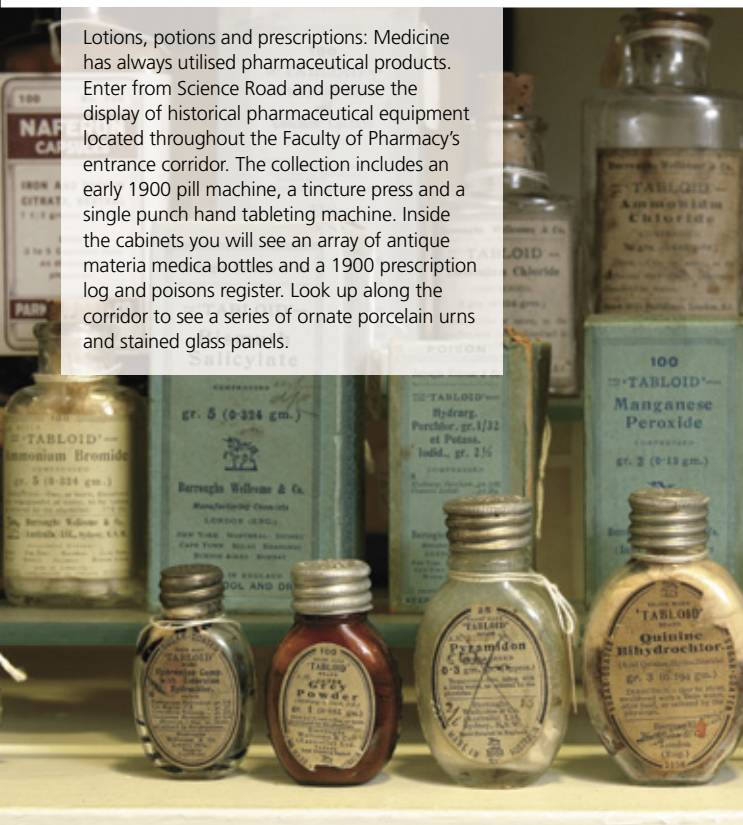
IMAGES

Top: Original 1883 Medical School seen in front of Macleay Building. Bottom: Interior of original Medical School. Courtesy of University Archives.

Pharmacy Building

GROUND FLOOR CORRIDOR
SCIENCE ROAD
MAP REFERENCE: H3

Lotions, potions and prescriptions: Medicine has always utilised pharmaceutical products. Enter from Science Road and peruse the display of historical pharmaceutical equipment located throughout the Faculty of Pharmacy's entrance corridor. The collection includes an early 1900 pill machine, a tincture press and a single punch hand tableting machine. Inside the cabinets you will see an array of antique materia medica bottles and a 1900 prescription log and poisons register. Look up along the corridor to see a series of ornate porcelain urns and stained glass panels.



Pharmacy Building Opening Hours:
Monday to Friday 9am – 5pm

IMAGE
Early materia medica bottles.
Courtesy of Faculty of Pharmacy.

Macleay Museum – Macleay Building

GOSPER LANE OFF SCIENCE ROAD
MAP REFERENCE: H2

The Macleay Museum is a museum of natural history and ethnography. Named in honour of William Sharp Macleay, the Macleay Museum was the first University Museum to be constructed in Australia.

From its inception, key members of the Medical School have been integral to the development and care of the collection. Anatomy Professor James Wilson and colleagues, for example, undertook pioneer research and collection of anatomical specimens of Australian mammals which formed a large part of the early collection.

For current exhibitions see <http://www.usyd.edu.au/museums/collections/macleay.shtml>



Museum Opening Hours:
Monday to Friday 10am – 4.30pm
Sunday 12 Noon – 4pm
If you require wheelchair access or assistance please ring (02) 9036 5253 prior to your visit.

IMAGE
Butterfly specimens. Courtesy of Macleay Museum.

Nicholson Museum

SOUTHERN ENTRANCE OF QUADRANGLE
MAP REFERENCE: J3



Sir Charles Nicholson was born in England in 1808. He studied Medicine at the University of Edinburgh, graduating with distinction; he obtained his MD in 1833 for a thesis in Latin on the causes and treatment of asphyxiation. He immediately emigrated to Australia and practised in the country until he inherited his uncle's estate and moved to Sydney.

Today, Nicholson is remembered principally for his non-medical activities. He assembled a magnificent collection of antiquities which he gave to the University in 1860, a collection that forms the core of the present Nicholson Museum, among the finest University teaching collections of antiquities anywhere. The collection of the Nicholson Museum has been expanded over the years resulting in collections of artefacts from Greece, Italy, Cyprus, Egypt, and the Near and Middle East.

The University as a whole is justly proud of him as a founding Fellow and a great Chancellor, but the Faculty of Medicine owes him particular recognition for his driving role in the foundation of the faculty.

For more information see http://www.usyd.edu.au/museums/whatson/exhibitions/nich_current.shtml.



Museum Opening hours:
Monday to Friday 10am – 4.30pm
Sunday 12noon – 4pm
Wheelchair access via the Quadrangle only – ramp access to quad via western clock tower (University Place Road) or Science Road

IMAGES
Top: Sir Charles and Lady Sarah Nicholson at home, 1890s. Courtesy of University Archives. Bottom: Blue-glazed faience tile. Courtesy of Nicholson Museum.

Rare Books and Special Collection Library

FISHER LIBRARY LEVEL 2
MAP REFERENCE: K3



The Rare Books and Special Collections Library collects early printed books from Australia, Europe, America and Asia, manuscripts, high quality facsimiles, modern limited editions, examples of fine binding and printing, works by specific authors, and works of Detective Fiction, Science Fiction and Fantasy. It has over 170,000 items in its collections which can be viewed during Rare Books opening hours. As part of this Medical Heritage Trail, Rare Books will display a medical 'book of the month' selected by Professor Yvonne Cossart.

The selection ranges from early anatomical atlases to significant medical theses by our Faculty scholars. The 'medical book of the month' will be housed in the glass cabinet outside Rare Books and can be viewed during the opening hours of Fisher Library.


Fisher Library Opening Hours:
Monday to Thursday 8.30am – 10pm
Friday 8.30am – 8pm
Saturday 9am – 5pm, Sunday 1pm – 5pm
Wheelchair access to Rare Books via stairs from Nicholson Museum then across carpark to Fisher Library. Access via lift in foyer to Level 2.

IMAGE
Cover of 1776 Anatomy Atlas by Albinus. Courtesy of Rare Books.

The photography of Professor John Smith

RARE BOOKS CORRIDOR
FISHER LIBRARY LEVEL 2
MAP REFERENCE: K3

Professor John Smith was Foundation Dean of the Faculty of Medicine. He was an exceptionally talented amateur photographer and his photographic work has historical significance in terms of the development of the visual arts in Australia. Aside from his service to the University, Professor Smith's lasting memorial is an extensive collection of historic photographs of the University and Sydney surrounds taken between 1855 and 1880. This exhibition of 20 of his photographs shows his broad reaching interest in photographic technique and subject. Within the University he documented the building of the Great Hall and Main Quadrangle, the first sandstone buildings at Grose Farm. Smith was also a skilled portrait photographer and his work represents family, friends and University associates of the time. His interior family and group portraits also show us something of mid nineteenth century social life and interior architecture. He was equally accomplished as a landscape photographer, evident in his beautiful images of Sydney Harbour, Woolloomooloo, Lane Cove River and the Blue Mountains. Because of the long-timed exposures, typical of photographic technique at that time, Smith himself is present in many of his photographs. From November 24 2008 until February 27 2009.



Fisher Library Opening Hours:
Monday to Thursday 8.30am – 10pm
Friday 8.30am – 8pm
Saturday 9am – 5pm, Sunday 1pm – 5pm

IMAGE
Professor John Smith standing outside Main Quadrangle.
Courtesy of University Archives.

Anderson Stuart Building

EASTERN AVENUE
MAP REFERENCE: J4

The Anderson Stuart building has been in continuous use as a medical school, the purpose for which it was originally designed, since 1889. The Medical School is intrinsically associated with the work of Professor Anderson Stuart. Designed by the Colonial Architect, James Barnet, to a specific brief from an academic committee, every



aspect of the development of the Medical School was supervised by Anderson Stuart himself until his death in 1920. His vision for the construction of such grand premises has provided for cohorts of medical students in far greater numbers than the students of his day. At the time, his plans were considered folly by some, but in retrospect his foresight and vision of the Faculty's development have been proved correct.



Building Opening Hours:
Monday to Friday 9am – 5pm
Wheelchair access via Manning Road.

IMAGES
Top right: Anderson Stuart Building as painted by Joseland, circa 1890. Photo Clive Jeffery. Bottom right: Anderson Stuart Building 1920. Courtesy of University Archives. Bottom left: Stained glass panel depicting John Hunter. Photo Clive Jeffery.

Anderson Stuart Building Entrance and Ground Level Corridor

EASTERN AVENUE
MAP REFERENCE: J4



Entering the ground level lobby, students and visitors are greeted by a statue of Asklepios, the God of medicine and healing, brought by Professor Anderson Stuart when he arrived from Edinburgh. The lobby also hosts a bronze bust of Professor Anderson Stuart and the Honour Roll of Presidents of the University of Sydney Medical Society since its inception in 1886. Through the lobby, the corridor houses a wonderful selection of portraits from the University Art Collection of members of the Faculty. Interspersed throughout the portraits are plaster busts of eminent physicians and surgeons, such as such as Hippocrates, Hunter and Morgagni, donated by individual benefactors. More plaster busts can be seen along the upper corridor. Whilst in the ground floor corridor, look to the left to view the stained glass window set depicting the Coat of Arms of medical notables such as Thomas Anderson Stuart, Charles Nicholson, Henry MacLaurin and Joseph Lister.

Building Opening Hours:
Monday to Friday 9am – 5pm
Wheelchair access via Manning Road.

IMAGE
John Irvine Hunter by Sir John Longstaff.
Courtesy of University Art Collection.

Anderson Stuart Building Common Room Ground Level

EASTERN AVENUE
MAP REFERENCE: J4

A Slice of Life – The development of Anatomy and Dissection at the University of Sydney.

This exhibition pays homage to the practice of human anatomy and dissection and traces some of the practices of Anatomy in the Faculty from Anderson Stuart's arrival to contemporary times. With the opening of the medical school and the arrival of Professor Anderson Stuart, anatomy began in fervour and took its place in our medical curriculum. Since Anderson Stuart's time there has been a series of Professors of Anatomy, each of whom has made significant contributions to Anatomy within the University and elsewhere. Their biographies and achievements are depicted alongside a photo gallery of early Prosectors. Until end March 2009. Next exhibition – Rats in the Realm: Sydney's outbreak of Bubonic Plague 1901.

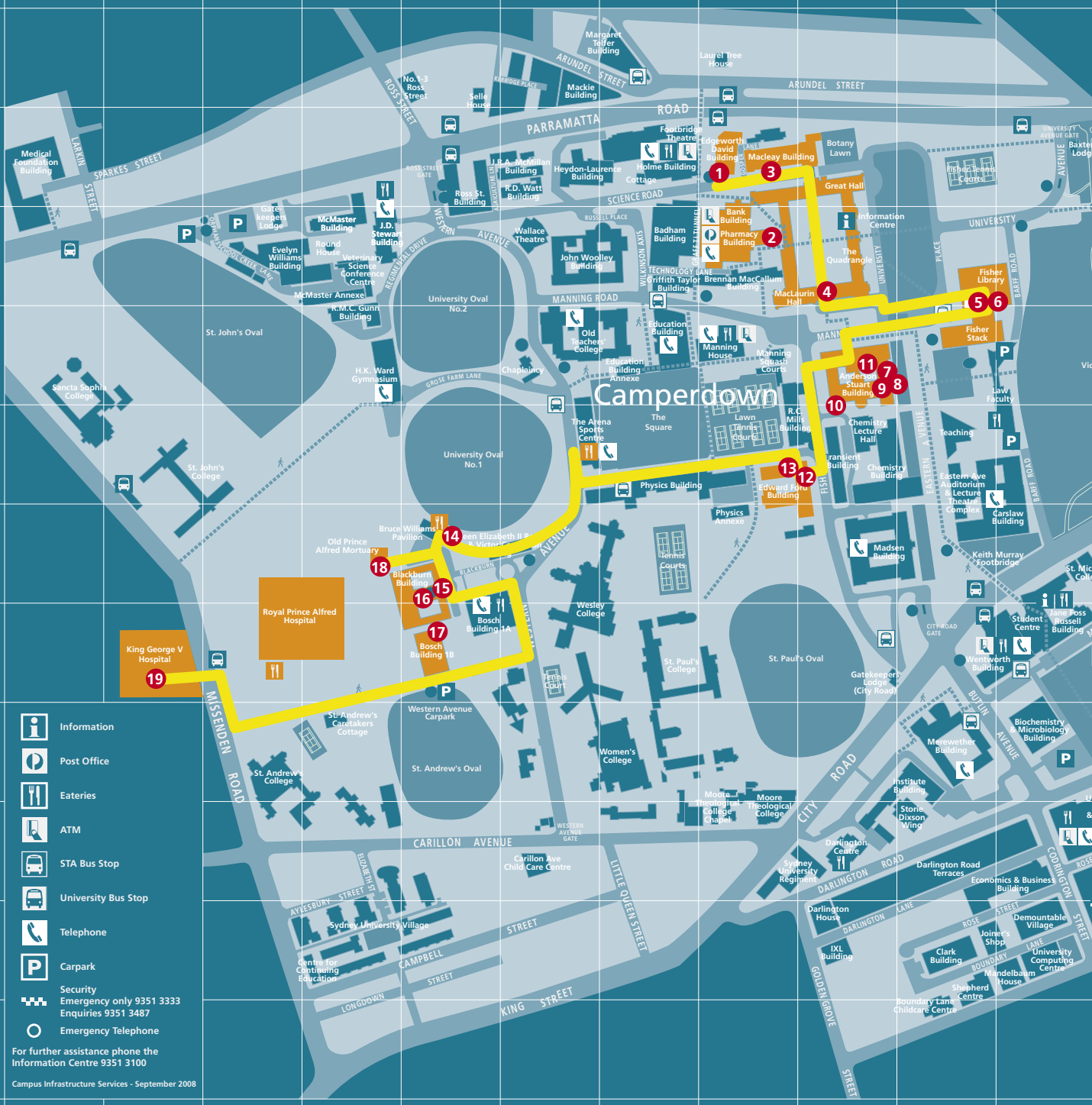












Building Opening Hours:
Monday to Friday 9am – 5pm
Wheelchair access via Manning Road.

IMAGES
Prosectors 1903-4 and 1945. Photos Clive Jeffery.

A B C D E F G H J K L

1
2
3
4
5
6
7
8
9
10
11



-  Information
-  Post Office
-  Eateries
-  ATM
-  STA Bus Stop
-  University Bus Stop
-  Telephone
-  Carpark
-  Security
Emergency only 9351 3333
Enquiries 9351 3487
-  Emergency Telephone

For further assistance phone the
Information Centre 9351 3100
Campus Infrastructure Services - September 2008

A B C D E F G H J K L

Anderson Stuart Building Wilson Museum of Human Anatomy Level 4

EASTERN AVENUE
MAP REFERENCE: J4



The Wilson Museum of Anatomy is an historic and contemporary collection of over 600 bottled specimens. Professor James Thomas Wilson's appointment as Challis Professor is commemorated by the Museum, first named the Museum of Normal and Morbid Anatomy by Anderson Stuart in 1890. Returning alumni will appreciate the recent renovation of the museum.

Access is restricted to students and graduates from the Faculties of Medicine, Dentistry and Science.

Along this corridor you will also find historic photos showing the early development of the Anderson Stuart Building, photographic portraits of selected Faculty members, more busts of medical notables as well as Professor Anderson Stuart's own walking cane.

Museum Opening Hours:
Monday to Friday 10am – 4.30pm
Wheelchair access via Manning Road,
lift to Level 4.

IMAGE
Prosected specimen from Wilson Museum of Human
Anatomy. Courtesy of Department of Anatomy.

Staircase and bronze raven Anderson Stuart Building Interior Courtyard

EASTERN AVENUE
MAP REFERENCE: J4



Between 1910 and 1912 the second round of construction of the Anderson Stuart Building began. This included the semi-circular staircase in the courtyard. Affectionately known as 'Andy's Pride', it was said to be inspired by Francois I's grand staircase at Chateau de Blois. Deceptively simple in its ornamentation, each bay of the ascending balustrade is formed by a single, joggled key-stone linking supporting stones that project from each pier shaft. It is decorated by single pierced quatrefoils and continuous chamfers. The whole structure is topped by a candle-snuffer roof.

Look across the courtyard to the raven, cast for the fountain in 2003 to match the raven figure which has stood high over the eastern entrance to the Building since its completion. The raven is said to fondly depict Sir Thomas Anderson Stuart, making particular reference to his prominent nose. According to the legend of the raven, his students called him *coracoid* from the Greek *corax* for raven.



Building Opening Hours:
Monday to Friday 9am - 5pm
Wheelchair access via Manning Road.

IMAGES
Top left: Raven. Courtesy of Department of Anatomy.
Bottom right: Staircase in internal courtyard of Anderson
Stuart Building, circa 1912. Courtesy of University Archives.

Edward Ford Building Entrance Foyer Level 2

FISHER ROAD
MAP REFERENCE: H5/J5



Originally built for the School of Public Health and Tropical Medicine in 1930, this building indicated the further expansion of medical teaching at the University and the Faculty's increasing interest in tropical medicine.

Coming through the entrance to the main foyer, on the left is the original Dean's office, panelled with mahogany and an adjacent bas-relief of Sir Edward Ford. The central foyer greets students, staff and visitors with artwork of former Deans; Sir Thomas Anderson Stuart,

Professor Andrew Coats and the first Director of Public Health and Tropical Medicine, Professor Harvey Sutton. Portraits of Professor Stephen Leeder during his tenure as Dean and Professor Charles Kerr look down from the winding staircase.



Building Opening Hours:
Monday to Friday 9am – 5pm
Wheelchair access via main entrance in
Fisher Road.

IMAGES

Top: Portrait of Sir Thomas Peter Anderson Stuart by Sir John Longstaff. Courtesy of University Art Collection.
Bottom: Edward Ford Building circa 1938. Courtesy of University Archives.

Edward Ford Building Burkitt-Ford Library

ENTRANCE LEVEL 2
MAP REFERENCE: H5/J5



Originally named for Sir Edward Ford, the doyen of colonial medical history and public health administration. The Burkitt collection of medical science books was transferred here from its original site in the Anderson Stuart Building. Arthur Neville Burkitt, Professor of Anatomy (1926-1955), was a collector of classical books of medical science. The library is renowned for its collection of books and public documents concerning national and international Public Health. The stack provides ready access to historic material and a comprehensive collection of the earliest and rare Tropical Medicine Journals. Photographs of Burkitt and Ford adorn the entrance hall.

An assembly of books and publications written by Faculty members is available for browsing in the Burkitt-Ford Library.

Library Opening Hours:
Monday and Thursday 9am – 8pm
Tuesday, Wednesday and Friday 9am – 5pm
Wheelchair access via entrance in Fisher Road.

IMAGES

Top: Sir Edward Ford, circa 1955. Courtesy of RACP.
Bottom: Edward Ford being knighted, 1960.
Courtesy of RACP.

REFRESHMENT STOP: 'RALPHS CAFÉ'



WESTERN AVENUE VIA PHYSICS ROAD MAP REFERENCE: F5

Ralph's Café provides fresh food such as salads, sandwiches and foccacia and a selection of hot and cold beverages.

Café Opening Hours: Monday to Friday 6.30am - 8pm
Wheelchair access via Physics Road.

REFRESHMENT STOP: 'THE GRANDSTAND SPORTS BAR AND FUNCTION CENTRE' AND BRUCE WILLIAMS PAVILION



**BETWEEN BLACKBURN CIRCUIT AND UNIVERSITY OVAL NO. 1 VIA WESTERN AVENUE
MAP REFERENCE: E6**

Many of our medical alumni had illustrious sporting careers with the University and have played upon University Oval No. 1 before excited crowds. The Grandstand Bar and Café provides a selection of hot food and alcoholic and other beverages.

Bar Opening Hours: Monday to Friday 10am - 3pm
Wheelchair access to Grandstand Bar and Café via gate on corner of Physics Road and Western Avenue. If you require wheelchair access to the bar, please call (02) 9518 6222 prior to your visit.

14

Dr LEF Neill Memorial Drinking Fountain

**ADJACENT TO 'THE GRANDSTAND BAR AND CAFE'
MAP REFERENCE: E6**




Memorial to early medical student Dr Leopold Edward Flood Neill (1866-1901) who graduated in medicine in 1890. An outstanding scholar and footballer, and the fifth president of the University Medical Society, was appointed anaesthetist and surgical tutor at Prince Alfred Hospital and served also as a surgeon at Sydney Hospital and the Women's Hospital. Dr Neill was one of the four founding doctors of The Women's Hospital (Crown Street) in 1893. He died of pneumonia aged 34 and only 11 years after graduation. The LEF Neill Memorial Fund was created and this sandstone fountain presented by the University Chancellor at a football game in the presence of distinguished guests in June 1902. Restoration of the memorial is planned for 2009.

Location open to public viewing at all times.
IMAGE LEF Neill Memorial Fountain. Photo Clive Jeffery.

Blackburn Building Entrance Foyer

MAP REFERENCE: E6



In the decade following WWI the Medical School grew steadily in both student and staff numbers with new departments serving an enlarged curriculum. A large donation by George Henry Bosch in 1929 funded chairs in medicine, surgery and bacteriology but no accommodation was available for research until the Rockefeller Foundation gave 100,000 pounds to fund the Rockefeller Building (renamed the Blackburn Building in 1960 in honour of Chancellor Charles Blackburn). Designed by the Government Architect the new building was connected to Royal Prince Alfred Hospital by a covered walk way, known as 'the Professor's Walk' as it connected the second floor teaching laboratories directly into the Professorial Ward of the hospital. The walkway was demolished due to ill repair in the 1960s and to make way for the building of E Block of Royal Prince Alfred Hospital.

The building shows the influence of American Art Deco, and the sculptures to the doorway of medical heroes Harvey and Pasteur are particularly good examples of statuary associated with a building. The building has continued to be adapted for medical research needs and contains teaching and research facilities for the medical sciences.

Building Opening Hours:
Monday to Friday 9am – 5pm
Wheelchair access via lift in the main northern courtyard of Blackburn Building.

IMAGE
Bust of Louis Pasteur, Blackburn Building entrance.
Photo Clive Jeffery.

Pathology Museum – 'Interactive Centre for Human Diseases'

BLACKBURN BUILDING, LEVEL 5, ROOM 580
MAP REFERENCE: E6



The Pathology Museum was initiated in 1889 by (Sir) Dr Alexander MacCormick, who used the collection of pathological specimens to augment his lectures for medical students. The specimen collection was originally part of the collection housed in The Museum of Normal and Morbid Anatomy. In 1933, that collection was divided and the pathological specimens were relocated to the Blackburn Building. Today, over 1600 pathology specimens remain on permanent display incorporating every organ system of the human body. Prized features include 'Pasteur's Broth' and a lung from the Influenza (Spanish Flu) pandemic in 1919. The Centre's teaching specimens are now catalogued electronically and stored on CD-ROM, with a slide maker available to reproduce coloured slides. Each month an 'illness of the month' is exhibited in a special display.

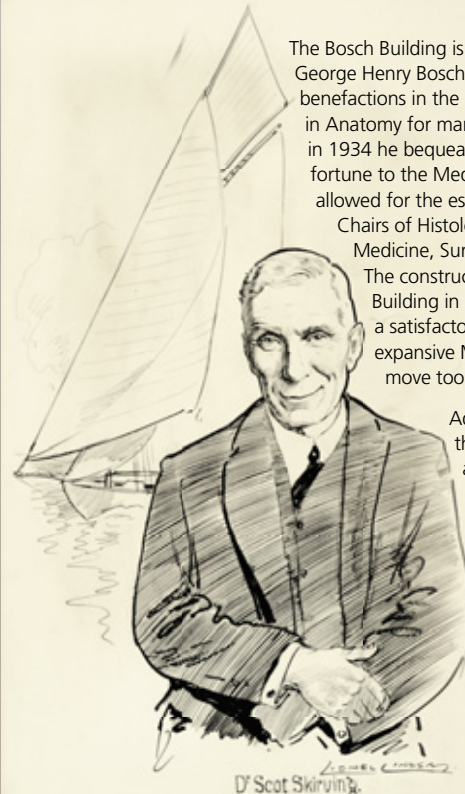
The museum is open to students studying pathology and alumni (by appointment). To make an appointment please contact r Murat Kekic on (02) 9351 2411.

Museum Opening Hours:
Monday to Friday 10am – 4pm
Wheelchair access via lift in the main northern courtyard of Blackburn Building.

IMAGE
Eye Instruments belonging to Sir Normand MacLaurin, circa 1900. Photo Clive Jeffery.

Bosch Medical Library & exhibit of 1916 Lionel Lindsay caricatures of Faculty

BOSCH BUILDING 1B
MAP REFERENCE: E7



The Bosch Building is named in honour of George Henry Bosch, a businessman whose benefactions in the 1920s funded research in Anatomy for many years. At his death in 1934 he bequeathed the bulk of his fortune to the Medical School, which allowed for the establishment of ongoing Chairs of Histology and Embryology, Medicine, Surgery and Bacteriology. The construction of the Bosch Building in 1964 at last provided a satisfactory home for the expansive Medical Library and the move took place in 1968.

Adorning the walls of the Medical Library is a selection of reprints of caricatures drawn by Lionel Lindsay of Faculty members in 1916. The original caricatures were commissioned and paid for by medical students to illustrate pages of the Sydney University Medical Journal and Senior Year Books.

Medical Library Opening Hours:
Monday to Thursday 8am – 8pm
Friday 8am – 6pm
Saturday 10am – 5pm, Sunday 1pm – 5pm
Wheelchair access to the Bosch Building is via the lift in the Blackburn Building. Take the lift to Level 4 then through walkway to Bosch Building.

IMAGE
Dr Robert Scot Skirving caricature by Sir Lionel Lindsay, 1916. Photo Clive Jeffery.

Old Prince Alfred Mortuary or 'Dead House'

REAR OF ROYAL PRINCE ALFRED HOSPITAL ADJACENT TO
RPAH CHAPEL, LAMBIE DEW DRIVE
MAP REFERENCE: D6



As you walk behind the Blackburn Building to go up the road to Royal Prince Alfred Hospital, you will pass the 'Dead House'. This building, erected in 1880 and enlarged in 1905, formerly housed the original Prince Alfred Mortuary which was frequented by medical students for instruction from the 1880s. At the time it was discreetly hidden behind the hospital with a gravel path leading to its iron entrance gate. A stone design of an angel and flowers sits above the entrance, with a Latin inscription 'In caelo quis' – 'there is rest in heaven.' The building has seen many uses over the years and is currently being renovated. As you walk past, you can just see the angel and Latin inscription over the entrance.

Location open to the public at all times.
Wheelchair access via Blackburn Building
carpark.

IMAGE

Stone inscription above entrance to original Prince Alfred Hospital mortuary. Photo courtesy of Royal Prince Alfred Hospital Heritage Centre and Archives.

Royal Prince Alfred Hospital Heritage Centre & Archives

KING GEORGE V HOSPITAL LEVEL 8, MISSENDEN ROAD
MAP REFERENCE: B7

The Royal Prince Alfred Heritage Centre and Archives are located in the heritage-listed operating theatres in the King George V Building, on the Royal Prince Alfred Hospital campus. The collection was created in 1933, and contains a wide selection of historic artefacts, registers, minute books and photographs related to medicine and nursing at Royal Prince Alfred Hospital since 1882.

Many of the staff of Royal Prince Alfred Hospital have been key figures in the history of the Faculty of Medicine. Across the years, Faculty members have donated medical instruments to the Heritage Centre. Some prized features include the gold probe used to remove the bullet from Prince Alfred in 1868, a letter from Florence Nightingale to the Director of the hospital, Sir Alfred Roberts, the mallet used to lay the foundation stone of the hospital in 1876 and pioneer surgeon Alexander MacCormick's surgical instruments.



Heritage Centre Opening Hours:
Wednesday 10am – 2pm
Or by appointment (02) 9515 9202.
Entry is free, donation requested for guided tours.
Wheelchair access is via the main entrance doors
and a lift can be taken to Level 8.

IMAGE

Mannequin in iron lung (style known as the 'alligator lung'), circa 1955. Courtesy of Royal Prince Alfred Hospital Heritage Centre and Archives.